

ALACHUA COUNTY, FLORIDA
SINGLE AUDIT REPORT
FOR THE FISCAL YEAR ENDED
SEPTEMBER 30, 2008

Prepared by:
Finance and Accounting Department
Clerk to the Board of County Commissioners
J.K. "Buddy" Irby

ALACHUA COUNTY, FLORIDA
SINGLE AUDIT REPORT
FINANCIAL STATEMENTS
AND
INDEPENDENT AUDIT REPORT
FOR THE YEAR ENDED SEPTEMBER 30, 2008

TABLE OF CONTENTS

Independent Auditor’s Report.....	1 - 4
Management’s Discussion and Analysis.....	5 – 20
Basic Financial Statements:	
Government-wide Financial Statements:	
Statement of Net Assets	22 - 23
Statement of Activities	24 - 25
Fund Financial Statements:	
Balance Sheet – Governmental Funds.....	26 - 28
Reconciliation of the Balance Sheet of Governmental Funds to the Statement of Net Assets	29
Statement of Revenues, Expenditures and Changes in Fund Balances – Governmental Funds	30 - 32
Reconciliation of the Statement of Revenues, Expenditures and Changes in Fund Balances of Governmental Funds to the Statement of Activities.....	33
Statement of Net Assets – Proprietary Funds	34
Statement of Revenues, Expenses and Changes in Fund Net Assets – Proprietary Funds	35
Statement of Cash Flows – Proprietary Funds	36
Statement of Fiduciary Net Assets – Fiduciary Funds	37
Statement of Changes in Fiduciary Net Assets – OPEB Trust Fund.....	38
Notes to the Financial Statements.....	39-86
Required Supplementary Information	
Notes to Schedules of Revenues, Expenditures and Changes in Fund Balances-Budget and Actual	87
Schedule of Revenues, Expenditures and Changes in Fund Balances - Budget and Actual:	
General Fund	88
CHOICES	89
Municipal Services Taxing Unit – Unincorporated Services	90
Municipal Services Taxing Unit – Sheriff Law Enforcement	91
Municipal Services Taxing Unit – Fire Protection	92
Gas Tax Uses	93
Emergency Services	94
Sheriff	95
Other Post-Employment Benefit Plan (OPEB).....	96
Schedule of Funding Progress	96
Schedule of Employer Contributions	96

TABLE OF CONTENTS - Continued


Additional Elements of Report Prepared in Accordance with *Government Auditing Standards*, Issued by the Comptroller General of the United States: the Provisions of Office of Management and Budget (OMB) Circular A-133: and the *Rules of the Auditor General* of the State of Florida

Schedule of Federal and State Financial Assistance	97-103
Independent Auditors' Report on Internal Control over Financial Reporting and on Compliance and Other Matters.	104-105
Independent Auditors' Report on Compliance and on Internal Control Over Compliance Applicable to Each Major Federal Awards Program and State Financial Assistance Project.....	106-107
Schedule of Findings and Questioned Costs – Year Ended September 30, 2008	108
Management Letter	109-110
Management Response	111

FINANCIAL SECTION

**INDEPENDENT AUDITORS' REPORT
FOR
COMPREHENSIVE ANNUAL FINANCIAL REPORT
ALACHUA COUNTY, FLORIDA
SEPTEMBER 30, 2008**

This page intentionally left blank.



Certified Public Accountants
& Business Consultants

A Partnership Consisting of
Professional Associations

Gainesville

4010 N.W. 25th Place
P.O. Box 13494 (32604)
Gainesville, Florida 32606
Phone: (352) 372-6300
(800) 344-5034
Fax: (352) 375-1583

Palatka

906 South State Road 19
Palatka, Florida 32177
Phone: (386) 325-4561
Fax: (386) 328-1014

St. Augustine

1301 Plantation Island Dr.
Suite 205A
St. Augustine, Florida 32080
Phone: (904) 471-3445
Fax: (904) 471-3825

Website:

www.davismonk.com

Members:

CPAmerica International

Florida Institute of
Certified Public Accountants

American Institute of
Certified Public Accountants

Horwath International

Independent Auditors' Report

The Honorable Board of County Commissioners and
Constitutional Officers
Alachua County, Florida

We have audited the accompanying financial statements of the governmental activities, the business-type activities, each major fund, and the aggregate discretely presented component unit and remaining fund information of Alachua County, Florida (the "County"), as of and for the year ended September 30, 2008, which collectively comprise the County's basic financial statements as listed in the table of contents. These financial statements are the responsibility of the County's management. Our responsibility is to express opinions on these financial statements based on our audit.


We conducted our audit in accordance with auditing standards generally accepted in the United States of America and the standards applicable to financial audits contained in *Government Auditing Standards*, issued by the Comptroller General of the United States. Those standards require that we plan and perform the audit to obtain reasonable assurance about whether the financial statements are free of material misstatement. An audit includes examining, on a test basis, evidence supporting the amounts and disclosures in the financial statements. An audit also includes assessing the accounting principles used and significant estimates made by management, as well as evaluating the overall financial statement presentation. We believe that our audit provides a reasonable basis for our opinions.

In our opinion, the financial statements referred to above present fairly, in all material respects, the respective financial position of the governmental activities, the business-type activities, each major fund, and the aggregate discretely presented component unit and remaining fund information of the County as of September 30, 2008, and the respective changes in financial position and cash flows, where applicable, thereof for the year then ended in conformity with accounting principles generally accepted in the United States of America.

In accordance with *Government Auditing Standards*, we have also issued our report dated March 9, 2009 on our consideration of the County's internal control over financial reporting and on our tests of its compliance with certain provisions of laws, regulations, contracts, and grant agreements and other matters. The purpose of that report is to describe the scope of our testing of internal control over financial reporting and compliance and the results of that testing, and not to provide an opinion on the internal control over financial reporting or on compliance. That report is an integral part of an audit performed in accordance with *Government Auditing Standards* and should be considered in assessing the results of our audit.

Management's Discussion and Analysis and the required supplementary information listed in the table of contents are not a required part of the basic financial statements, but are supplementary information required by the Governmental Accounting Standards Board. We have applied certain limited procedures, which consisted principally of inquiries of management regarding the methods of measurement and presentation of the required supplementary information. However, we did not audit the information and express no opinion on it.

Our audit was conducted for the purpose of forming opinions on the financial statements that collectively comprise the County's basic financial statements. The combining and individual fund statements and schedules are presented for purposes of additional analysis and are not a required part of the basic financial statements. Such information has been subjected to the auditing procedures applied in the audit of the basic financial statements and, in our opinion, is fairly stated in all material respects in relation to the basic financial statements taken as a whole. The introductory section and the information provided in the statistical section are presented for the purpose of additional analysis and are not a required part of the basic financial statements. Such additional information has not been subjected to the auditing procedures applied in the audit of the basic financial statements and, accordingly, we express no opinion on it.

A handwritten signature in cursive script that reads "Davis, Mork & Company". The signature is written in black ink and is positioned above the date and location information.

March 9, 2009
Gainesville, Florida

**MANAGEMENT'S
DISCUSSION
& ANALYSIS
(MD&A)**

MANAGEMENT'S DISCUSSION AND ANALYSIS

The Management's Discussion and Analysis presents an overview of the County's financial activities for the fiscal year ended September 30, 2008. The County's financial performance is discussed and analyzed within the context of the accompanying financial statements and disclosure following this section. Additional information is available in the Transmittal Letter, which precedes Management's Discussion and Analysis.

Financial Highlights

Government-wide Statements

- Alachua County's assets exceeded its liabilities at September 30, 2008 by \$563.9 million (*net assets*). Of this amount, \$12.7 million represents unrestricted net assets that may be used to meet the government's ongoing obligations to citizens and creditors.
- Total net assets of \$563.9 million are comprised of the following:
 - 1) \$446.8 million of capital assets, net of related debt, includes property and equipment, net of accumulated depreciation, reduced for outstanding debt related to the purchase or construction of those capital assets,
 - 2) \$104.4 million of net assets are restricted by constraints imposed from outside of the County such as debt covenants, grantors, laws, or regulations,
 - 3) \$9.0 million of unrestricted governmental net assets and \$3.7 million of unrestricted business-type net assets represent the portion available to maintain the County's continuing obligations to citizens and creditors.
- The County's total net assets increased \$20.9 million over the previous year with an increase of \$20.0 million from governmental activities and \$.9 million from business activities.

Fund Statements

- At September 30, 2008, the County's governmental funds reported combined ending unreserved fund balances of \$125.4 million and total fund balances of \$141.9 million. Total fund balances had an increase of \$2.2 million from the prior fiscal year.
- At September 30, 2008, unreserved fund balance for the General Fund was \$17.8 million or 16.6% of General Fund operating revenue. This is within the Government Finance Officer's Association Best Practices guidelines for fund balance levels.
- Governmental funds revenues decreased by over \$14.2 million or 5.9% from the prior fiscal year. The overall decrease in governmental funds revenues can primarily be attributed to: \$2.9 million decrease in property taxes, a \$1.7 million increase due to the additional 5-cent gas tax, \$7.7 million decrease in intergovernmental revenue resulting from a one-time grant received in FY07 for land conservation purchase plus completion of the campus development agreement in FY07, and \$5.2 million reduction in investment income because of economic downturn.
- After making regularly scheduled debt service payments for the year, the County had a net increase in bonded debt of \$11.2 million over the prior fiscal year. The net increase is a result of the County issuing \$18.2 million in Transportation Improvement Revenue Bonds, Series 2008 to finance numerous road projects in the County's declining infrastructure less scheduled principal payments of \$4.8 million and a mandatory extraordinary redemption of \$2.2 million.

Overview of the Financial Statements

This discussion and analysis is intended to serve as an introduction to the County's Basic Financial Statements. The County's Basic Financial Statements consist of three components: 1) Government-wide Financial Statements, 2) Fund Financial Statements, and 3) Notes to the Financial Statements. This report also contains other Required Supplementary Information and Supplemental Information in addition to the Basic Financial Statements themselves.

Government-Wide Financial Statements

The government-wide financial statements are designed to provide readers with a broad overview of the County's finances in a manner similar to a private sector business and consist of the following two statements:

- The Statement of Net Assets presents information on all of the County's assets and liabilities, with the difference between the two reported as net assets. Over time, increases or decreases in net assets may serve as a useful indicator of whether the financial position of the County is strengthening or weakening.
- The Statement of Activities presents information showing how the government's net assets changed during fiscal year 2008. All changes in net assets are reported as soon as the underlying event giving rise to the change occurs, regardless of the timing of related cash flows. Thus, revenues and expenses are reported in this statement for some items that will only result in cash flows in future fiscal periods (e.g., uncollected taxes and earned, but unused vacation leave).

Both of these financial statements distinguish functions of the County that are principally supported by taxes and intergovernmental revenues (governmental activities) from other functions that are intended to recover all or a significant portion of their costs through user fees and charges (business-type activities). The governmental activities of the County include administration, community services, corrections, courts, culture and recreation, tourist development, emergency services, environmental services, growth management, law enforcement, solid waste collection, and transportation. The business-type activities of the County include the solid waste system and codes enforcement.

The government-wide financial statements include not only the County itself (known as the primary government), but also the following legally separate component units: the Alachua County Housing Finance Authority and the John A. H. Murphree Law Library. Financial information for these component units is reported separately from the financial information presented for the primary government itself.

The government-wide financial statements can be found on pages 22-25 of this report.

Fund Financial Statements

A fund is a grouping of related accounts that is used to maintain control over resources that have been segregated for specific activities or objectives. The County, like other state and local governments, uses fund accounting to ensure and demonstrate compliance with finance-related legal requirements. All County funds can be divided into three categories: governmental funds, proprietary funds, and fiduciary funds.

Governmental Funds

Governmental funds are used to account for essentially the same functions reported as governmental activities in the government-wide financial statements. However, unlike the government-wide financial statements, governmental fund financial statements focus on near-term inflows and outflows of spendable resources, as well as on balances of spendable resources available at the end of the fiscal year. Such information may be useful in evaluating a government's near-term financing requirements.

Because the focus of governmental funds is narrower than that of the government-wide financial statements, it is useful to compare the information presented for the governmental funds with similar information presented for governmental activities in the government-wide financial statements. By doing so, readers may better understand the long-term impact of the government's near-term financing decisions. Both the governmental fund balance sheet and the governmental fund statement of revenues, expenditures, and changes in fund balances provide reconciliation to facilitate this comparison between governmental funds and governmental activities.

The County maintains twenty-nine individual governmental funds. Information is presented separately in the governmental fund balance sheet and in the governmental fund statement of revenues, expenditures, and changes in fund balances for the General Fund, Community Health Program Offering Innovative Care and Health Education Services (CHOICES), Municipal Service Taxing Unit (Unincorporated, Law Enforcement and Fire Protection), Gas Tax Uses, Emergency Services, Sheriff, Other Capital Projects, and Transportation Trust which are considered to be major funds. Data from the other nineteen governmental funds are combined into a single aggregated presentation. Individual fund data for each of these non-major governmental funds is provided in the form of combining statements in the Supplemental Information section of this report.

The County adopts an annual budget for its general, special revenue, debt service and capital projects funds. Budgetary comparison schedules have been provided for these funds to demonstrate budgetary compliance; major funds budgetary comparison is in the Required Supplementary Information starting on page 87 and for non-major funds in the Supplemental Information section starting on page 97.

The basic governmental fund statements can be found on pages 26-32 of this report.

Proprietary Funds

The County maintains two different types of proprietary funds. Enterprise funds are used to report business-type activities in the government-wide financial statements. The County uses enterprise funds to account for the fiscal activities relating to Solid Waste and Codes Enforcement. Internal service funds are used to accumulate and allocate costs internally among the County's various functions. The County uses internal service funds to account for its Computer Replacement, Vehicle Replacement, Fleet Management, Telephone Service, Self-Insurance and Health Insurance operations. Because these services predominantly benefit governmental rather than business-type functions, they have been included within the government-wide financial statements as governmental activities.

Proprietary funds provide the same type of information as the government-wide financial statements, only in more detail. The proprietary fund financial statements provide separate information for the Solid Waste System, as well as the only non-major enterprise fund, Codes Enforcement Fund. Internal service funds are also combined into a single, aggregated presentation in the proprietary fund financial statements. Individual fund data for the internal service funds is provided in the form of combining statements in the Supplementary Information section of this report.

The basic proprietary fund financial statements can be found on pages 34-36 of this report.

Fiduciary Funds

Fiduciary funds are used to account for resources held for the benefit of parties outside the government. Fiduciary funds are not reflected in the government-wide financial statement because the resources of those funds are not available to support the County's own programs. The accounting used for fiduciary funds is similar to proprietary funds.

The basic fiduciary fund financial statement can be found on page 37 of this report.

Notes to the Financial Statements

The notes provide additional information that is essential to a full understanding of the data provided in the government-wide and fund financial statements. The notes to the financial statements can be found on pages 39-86 of this report.

Other Information

Supplemental information in the form of combining statements referred to earlier, present a more detailed view of non-major funds used in governmental and enterprise funds. This section includes budget to actual schedules for non-major special revenue funds, the debt service fund, and all capital projects funds. Also included are statements for internal service and agency funds as well as component unit information. Combining and individual fund schedules can be found on pages 97-142 of this report. Additional information about the County that may be of interest to the reader is found under the Statistical section on pages 143-171 of this report.

Government-wide Financial Analysis

Net assets may serve over time as a useful indicator of a government's financial position. In the case of the County, assets exceeded liabilities by \$563.9 million at the close of the fiscal year ended September 30, 2008 (see table next page).

At the end of fiscal year 2008, the County is able to report positive balances in all three categories of net assets, for the government as a whole, as well as for its separate governmental and business-type activities.

Current and other assets increased by 5.8% over the prior year primarily due to an increase in assets from the CHOICES program, the assessment of impact fees for parks, transportation and fire services, and the issuance of new debt, \$18.2 million for Transportation Improvement Revenue Bonds. Capital assets, net of related debt, increased by 4.3% primarily due to donated roads in new subdivisions totaling \$14.7 million being added to the County's capital asset records and also to a number of infrastructure and building improvement projects in process.

Alachua County, Florida
Net Assets
(in millions)

	Governmental Activities		Business-type Activities		Total		Percent Change
	2007	2008	2007	2008	2007	2008	
Current and other assets	\$182.3	\$192.9	\$14.1	\$14.9	\$196.4	\$207.8	5.8%
Capital assets	485.6	513.2	10.4	10.3	496.0	523.5	5.5%
Total assets	<u>667.9</u>	<u>706.1</u>	<u>24.5</u>	<u>25.1</u>	<u>692.4</u>	<u>731.3</u>	5.6%
Current liabilities	38.3	40.6	1.3	1.9	39.6	42.5	7.4%
Long-term liabilities outstanding	100.4	116.4	9.4	8.5	109.8	124.9	13.7%
Total liabilities	<u>138.7</u>	<u>157.0</u>	<u>10.7</u>	<u>10.4</u>	<u>149.4</u>	<u>167.4</u>	12.0%
Net assets invested in capital assets, net of related debt	418.0	436.6	10.4	10.3	428.4	446.8	4.3%
Net assets - restricted	98.8	103.6	0.4	0.8	99.2	104.4	5.2%
Net assets - unrestricted	12.4	9.0	3.0	3.7	15.4	12.7	-17.7%
Total net assets	<u>\$529.2</u>	<u>\$549.2</u>	<u>\$13.8</u>	<u>\$14.7</u>	<u>\$543.0</u>	<u>\$563.9</u>	3.9%

(Note: Due to rounding, the totals shown may not be the addition of numbers presented in this table, but are the true net assets rounded totals.)

Current liabilities and long-term liabilities increased from the previous year by 7.4% and 13.7% respectively, mainly due to the issuance of new debt, \$18.2 million Transportation Improvement Revenue Bonds.

Total net assets at year end is \$563.9 million. The largest portion of the County's net assets (\$446.8 million or 79.2%) reflects its investment in capital assets (e.g., land, infrastructure, buildings and equipment) less any related outstanding debt used to acquire those assets. The County uses these capital assets to provide services to citizens; consequently, these assets are not available for future spending. Although the County's investment in its capital assets is reported net of related debt, it should be noted that the resources needed to repay this debt must be provided from other sources, since the capital assets themselves cannot be used to liquidate liabilities.

An additional portion of the County's net assets (\$104.4 million or 18.5%) represents resources that are subject to external restrictions on how they may be used. The remaining balance of unrestricted net assets (\$12.7 million or 2.3%) may be used to meet the government's ongoing obligations to citizens and creditors.

Restricted net assets in the governmental activities and business-type activities had a net increase of \$5.2 million or 5.2% from 2007 to 2008. These net assets represent restrictions from specific revenue sources and grants. Main components of the net increase include:

- Net increase of \$7.6 million in restricted assets for transportation (new \$18.2 million debt less \$10.6 million spend down of grants and 2006 bond proceeds)
- Increase of \$8.1 million in restricted assets for CHOICES program
- Spend down (decrease) of \$5 million in restricted assets for Alachua Forever Program
- Spend down (decrease) of \$5.5 million in restricted assets for grants and sales tax bond proceeds

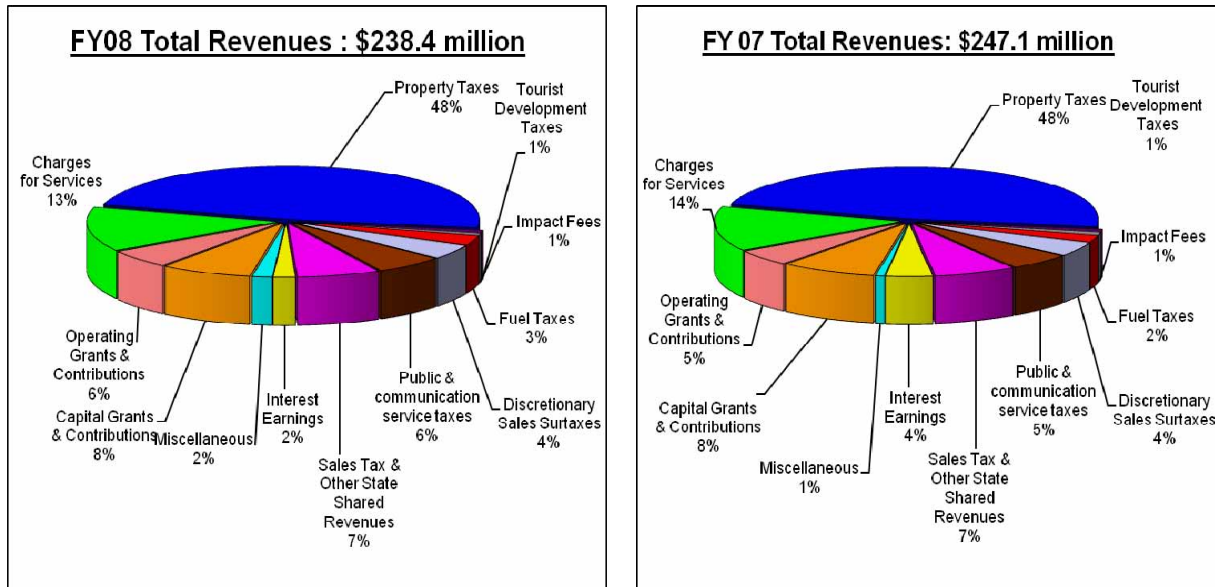
Unrestricted net assets in the governmental type activities decreased by \$3.4 million, primarily due to a decrease in money received on investments and planned spend down of unrestricted assets to offset new property tax reform. Unrestricted net assets in the business type activities increased by \$.7 million.

Alachua County, Florida
Changes in Net Assets
(in millions)

	Governmental Activities		Business-type Activities		Total		Percent Change
	2007	2008	2007	2008	2007	2008	
Revenues:							
Program revenues:							
Charges for services	\$33.6	\$32.1	\$14.1	\$14.7	\$47.7	\$46.8	-1.9%
Operating grants and contributions	12.4	13.1	-	-	12.4	13.1	5.9%
Capital grants and contributions	20.4	18.4	-	-	20.4	18.4	-9.8%
General revenues:							
Property taxes	117.4	114.5	-	-	117.4	114.5	-2.5%
Discretionary Sales Surtaxes	10.6	10.3	-	-	10.6	10.3	-2.9%
Other taxes	21.0	23.2	-	-	21.0	23.2	10.6%
Other	31.6	26.1	1.4	0.5	33.0	26.6	-19.3%
Total revenues	<u>247.1</u>	<u>237.8</u>	<u>15.5</u>	<u>15.2</u>	<u>262.5</u>	<u>253.0</u>	<u>-3.6%</u>
Expenses:							
Administration	42.5	44.0	-	-	42.5	44.0	3.5%
Community services	15.0	16.2	-	-	15.0	16.2	7.8%
Corrections	25.1	26.6	-	-	25.1	26.6	6.2%
Courts	21.7	22.3	-	-	21.7	22.3	2.6%
Culture and recreation	2.1	2.0	-	-	2.1	2.0	-6.7%
Tourist development	1.8	2.2	-	-	1.8	2.2	20.5%
Emergency services	31.5	31.9	-	-	31.5	31.9	1.2%
Environmental services	2.6	2.8	-	-	2.6	2.8	7.1%
Growth management	5.0	4.9	-	-	5.0	4.9	-2.7%
Law enforcement	31.0	32.5	-	-	31.0	32.5	4.8%
Solid waste collection	4.0	4.3	-	-	4.0	4.3	7.3%
Transportation	25.1	23.9	-	-	25.1	23.9	-4.9%
Interest on long-term debt	4.5	4.3	-	-	4.5	4.3	-5.3%
Solid waste disposal system	-	-	12.5	12.6	12.5	12.6	0.8%
Codes enforcement	-	-	2.0	1.7	2.0	1.7	-13.5%
Total expenses	<u>211.9</u>	<u>217.7</u>	<u>14.5</u>	<u>14.3</u>	<u>226.4</u>	<u>232.0</u>	<u>2.5%</u>
Increase in net assets before transfers	35.2	20.1	1.0	0.9	36.1	20.9	
Transfers	(0.2)	(0.1)	0.2	0.1	-	-	
Increase in net assets	<u>35.0</u>	<u>20.0</u>	<u>1.1</u>	<u>1.0</u>	<u>36.1</u>	<u>20.9</u>	
Net assets - beginning	494.1	529.2	12.8	13.8	506.9	543.0	
Net Assets - Ending	<u>\$ 529.2</u>	<u>\$ 549.2</u>	<u>\$ 13.8</u>	<u>\$ 14.7</u>	<u>\$ 543.0</u>	<u>\$ 563.9</u>	<u>3.8%</u>

(Note: Due to rounding, the totals shown may not be the addition of numbers presented in this table, but are the true net assets rounded totals.)

The following charts show a graphical comparison of governmental revenues by source.



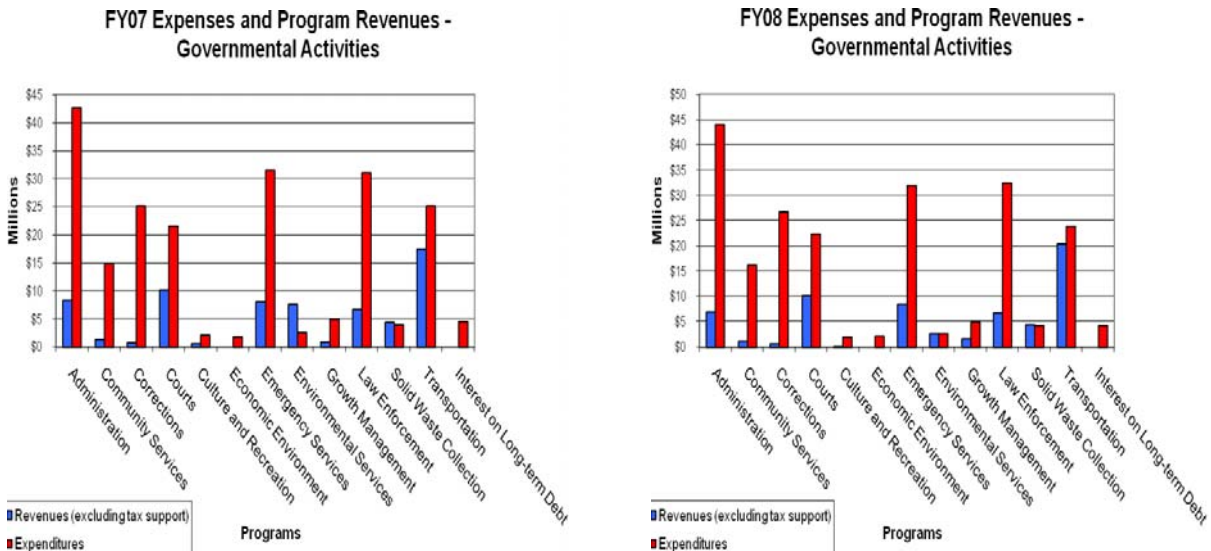
Governmental Activities

The County's total net assets increased \$20.9 million over the previous year with \$20 million from governmental activities and \$.9 million from business activities.

Major changes in revenues were caused by the following:

- Charges for Services decreased by 1.9% due to the effect of the economy causing across the board declines in licenses and permits, fines and forfeitures and all other areas that charge for services.
- Capital Grants and Contributions decreased overall by 9.8%. During FY07, a onetime grant of \$6.1 million was received from the State of Florida for assistance in the Legacy Land purchase of Barr Hammock. Capital asset donations included subdivision roads and right-of-way totaling \$14.7 million and inmate labor on infrastructure valued at \$57,000. Current costs of roads being donated are based on Florida Department of Transportation costs, which increased by an inflation factor of 22.3% from last year.
- Other Taxes increased by 10.6% mainly because of the additional five-cent local option fuel tax approved by the Board to be effective 2008 through 2018.
- Other General Revenues declined by \$5.7 million or 17.4% due primarily to the drop in interest earned on cash and investments as a result of overall economic downturn in 2008.
- Property Tax Revenue decreased by \$2.9 million due to changes enacted by the Florida Legislature to increase homestead exemption from \$25,000 to \$50,000.

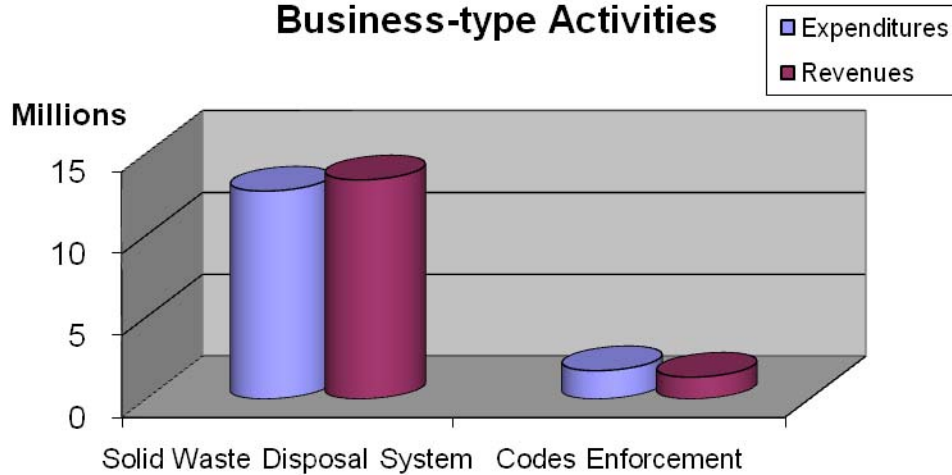
- Pursuant to a successful sales tax referendum in August 2004, the County began receiving ¼ cent additional sales tax in January 2005. The sales tax is approved through December 2011. This discretionary sales surtax provides primary health care services to medically poor, working uninsured Alachua County residents. The County has collected \$39.2 million in discretionary sales surtax revenue to date. The discretionary sales tax collections decreased by 3.3% or \$.3 million during fiscal year 2008. This was due to an overall decrease in sales tax collections during 2008.



Major changes in expenses were caused by the following:

- Administration expenses increased 3.5% or \$1.5 million due primarily to employee cost of living increases and an increase in debt service for the 2007 Public Improvement Bond and for a one-time redemption payment for the 2003 Alachua County Forever Bond.
- Community services expenses increased by \$1.2 million or 7.8% mainly as a result of employee cost of living increases of the greater of \$1,000 or 2% and increased enrollment in the CHOICES program.
- Expenses for Corrections increased due primarily to employees being given a cost of living increase of the greater of \$1,000 or 2%. Overall Correction expenses increased by \$1.5 million or 6.2% and Law Enforcement went up by 4.8% or \$1.5 million. Expenses also went up due to an increase in depreciation expense from new equipment purchases.
- Court costs increased by 2.6% as a result of employee cost of living increases and expanding Court Services programs to reduce the number of inmates in the jail: Juvenile Detention, Outpatient and Aftercare Treatment and Jail Population Management.

Expenses and Program Revenues - Business-type Activities



Business-type Activities

Business-type activities increased the County's net assets by \$.9 million.

- The Solid Waste transfer station went into operation in 1999. At that time, tipping fees were reduced from the previous rate for dumping at the landfill. Since then, management has adopted higher tipping fees as the costs of current operations have increased. During fiscal year 2008, management continued to closely monitor each segment of operations to assess operational efficiency and to seek opportunities for enhancing existing operations.
- Codes Enforcement furnishes services to the development community and citizens. Codes Enforcement operating expenditures exceeded operating revenues by \$.4 million in fiscal year 2008. Revenues declined for licenses and permits as a result of the downturn in the housing and construction markets. Building permits issued in FY08 (350) were only 45% of the average for the past five year average of 784. Remodel permits issued in FY08 (177), however, exceeded the past five year average of 105, but overall, the total permits issued (4,172) was 87% of the past five year average of 4,790.

Fund Financial Analysis

The County uses fund accounting to ensure and demonstrate compliance with finance-related legal requirements.

Governmental Funds

The primary purpose of the County's governmental funds is to provide information on near-term inflows, outflows, and balances of spendable resources. Such information is useful in assessing the County's financing requirements. In particular, unreserved fund balance may serve as a useful measure of a government's net resources, available for spending, at the end of the fiscal year.

Alachua County, Florida	
Reserved and Unreserved Fund Balance	
Total fund balance	\$141,900,943
Less reserved fund balance:	
Encumbrances	12,136,721
Debt Service	3,057,170
Inventories & prepaid items	661,529
Special revenue funds	<u>598,755</u>
Unreserved fund balance	<u><u>\$125,446,768</u></u>

As of the end of fiscal year 2008, the County's governmental funds reported combined ending fund balances of \$141.9 million, an increase of \$2.2 million from the prior year. Of the approximately \$142 million total fund balance, unreserved fund balance is \$125.4 million.

Major Funds

The General Fund, CHOICES, Municipal Service Taxing Unit (separated into Unincorporated Services, Law Enforcement and Fire Protection), Gas Tax Uses, Emergency Services, Sheriff, Other Capital Projects, and Transportation Trust are reported as major funds.

The General Fund is the chief operating fund of the County. The General Fund had a decrease in fund balance of \$1.55 million. The total fund balance was \$18.6 million of which \$17.8 million was unreserved. The cash balance at the end of the year was \$14.6 million. As a measure of the General Fund's liquidity, it may be useful to compare both unreserved fund balance and total fund balance to total fund revenues. Unreserved fund balance represents 16.6% of total General Fund operating revenue, while total fund balance represents 17.4% of that same amount. The Government Finance Officers Association, Best Practices guidelines calls for an unreserved fund balance level of 5%-15% of General Fund operating revenues. The fund balance decreased primarily because of lower ad-valorem collections that resulted from property tax reform.

The Community Health Offering Innovative Care and Educational Services Program (CHOICES) was approved by the voters on August 31, 2004. The program is funded by a ¼ cent sales tax which is approved through December 2011. As of September 30, 2008, the total fund balance for CHOICES is \$36.9 million. Investment income for the year of \$.6 million was received and \$2.8 million was spent for

program costs. Program costs are expected to increase in future years as enrollment numbers continue to rise. Since this discretionary sales tax will cease December 2011, fund balance is planned to support the program for years past that time. At the end of the fiscal year, there were 1,591 clients enrolled in the program with a total of 2,045 participants to date.

The Municipal Service Taxing Unit (MSTU) – Unincorporated Services Fund provides services to citizens in the unincorporated area of the County, including recreation, environmental services, and development related activities such as codes enforcement and planning. The fund balance decreased during the year by \$.3 million. The fund has an ending fund balance of \$.9 million. The ending fund balance represents 16.6% of the MTSU - Unincorporated Services operating revenue.

The Municipal Service Taxing Unit - Law Enforcement funds the majority of the Sheriff's patrol in the unincorporated area of the County through transfers of \$17.4 million to the Sheriff. The decrease in fund balance during the year was \$.7 million. The fund has ending fund balance of \$.5 million. Fund balance represents 3.5% of the MSTU - Law Enforcement operating revenue.

The MSTU-Fire Protection Fund provides fire fighting and related services to citizens in the unincorporated area of the County. The fund has an ending fund balance of \$.9 million, a decrease of \$.3 million dollars from the prior year. The ending fund balance represents 7.9% of the MSTU – Fire Protection Services operating revenue.

The Gas Tax Uses Fund is the primary operating fund of the Public Works – Road & Bridge Department. The primary revenue source for this fund is fuel taxes; however, the fund did receive a \$1.5 million transfer from the General Fund. This year \$9.9 million dollars was spent on maintenance of County roads. Expenditures exceeded revenues by \$1.1 million resulting in an ending fund balance of \$1.8 million.

Emergency Services Fund provides fire and medical rescue services, emergency management and related services, including the combined communication center. The fund had an increase in fund balance of \$.3 million. Almost \$7 million was transferred to the Sheriff for funding of the Combined Communication Center. Transfers into the fund were over \$20 million, including \$7.4 million from the General Fund, \$11.5 million from the MSTU-Fire Protection fund and \$1.2 million from the MSTU-Law Enforcement fund for the Combined Communication Center. The ending fund balance is \$3.9 million, which represents 31% of Emergency Services operating revenue.

The Sheriff is funded by the Board of County Commissioners. The Sheriff's expenditures for the year were over \$65 million, an increase of 2.8% over the prior fiscal year. Since the Sheriff is a budget officer, she is required to return all excess fund balance to the Board, except for fund balance that represents inventory that the Sheriff had on hand at the end of the fiscal year.

The Other Capital Projects Fund accounts for bond proceeds and other allocations for general facilities improvements. In August 2006, the BOCC authorized staff to proceed with the issuance of \$79.15 million in Public Improvement Revenue Bonds. The first series of bonds, \$21.17 million Public Improvement Revenue Bonds, Series 2007A, were issued in January 2007 to finance the acquisition and construction of a new fire station, jail dormitory and barracks, and community park improvements; expenditures on these projects were almost \$13 million dollars this year. The Board has delayed issuing the second series of bonds due to the state of the financial markets, so some projects have been delayed. The fund has an ending fund balance of \$36.2 million, a decline of \$2.9 million dollars from the prior fiscal year.

The Transportation Trust fund was established in fiscal year 2005 by a transfer from the Gas Tax Uses fund, in the amount of \$9.0 million. Also, on April 19, 2005, the Board of County Commissioners authorized staff to proceed with the issuance of \$33 million in Gas Tax Bonds for transportation improvements. In 2006, the first series of Revenue Tax Bonds were issued for \$15.4 million. In 2008, the second series were issued for \$18.2 million dollars. This action resulted in an FY08 ending fund balance of \$23.4 million. This fiscal year \$12.2 million dollars were spent on transportation improvements.

Proprietary Funds

The County's proprietary fund statements provide the same type of information found in the government-wide financial statements, but in more detail. The Solid Waste System fund is reported as a major fund.

The Solid Waste System fund is used to account for the operation of the County's off-site collection centers, transfer station and the monitoring and remediation activities of the County's closed landfills. The Solid Waste System operates like a business, where the rates established by the County generally generate sufficient funds to pay the costs of current operations and provide for long-term asset acquisitions. As required by the State Department of Environmental Protection, the County has set aside over \$4.8 million for long term care of the closed landfills. Total assets as of September 30, 2008 were \$25 million, of which \$10.2 million are capital assets, net of depreciation. Total liabilities were \$10.5 million and net assets were \$14.5 million.

General Fund Budgetary Highlights

The difference between the General Fund's original and final budgeted operating revenues, excluding other financial sources was an increase of \$5,968; the main components of this change were:

- \$20,000 decrease in charge for services for Court services outpatient and after-treatment fees – no longer charged.
- \$20,000 increase for unanticipated revenue for a Florida Works – BEST grant received from the State
- \$5,968 for unanticipated revenue for a refund from Dell for defective equipment

The difference between the original and final General Fund budget for current operating expenditures was an increase overall of \$579,142. In addition, the County utilized \$4,374,542 from reserve for contingencies. The following were the main causes for net increases in the operating budget and uses of reserves for contingencies:

- \$238,000 for General Fund share of call load costs for the Combined Communication Center
- \$141,388 for the Sheriff's CAD replacement project – false alarm fees not sufficient.
- \$400,000 transfer in from the capital technology fund for software and tech support
- \$185,200 for increased utilities costs
- \$2.9 million for jail inmate medical services
- \$250,000 to fund the County match for No More Homeless Pets spay & neuter clinic
- \$610,000 additional for repair and maintenance in County buildings
- \$117,350 for a summer basketball program for disadvantaged youth
- \$166,500 – County match for the Criminal Justice Mental Health Grant
- \$36,000 to partner with the City of Gainesville to aid the Homeless

General fund actual revenues overall were \$1.6 million dollars more than the final amended budgeted revenues. \$1.5 million of this amount is due to more taxes being collected than budgeted; per Florida Statute 129.01, only 95 percent of anticipated receipts may be budgeted. Actual expenditures overall were

over \$6.1 million less than was budgeted; this was due to direction from the Board to reduce expenditures where possible in anticipation of possible action by the Florida Legislature to continue reduction of local ad valorem taxes. The planned spend down of fund balance to offset property tax reform resulted in a fund balance decrease of \$1.5 million for a total ending fund balance of \$18.6 million.

Capital Asset and Debt Administration

Capital Assets

The County's investment in capital assets for its governmental and business-type activities as of September 30, 2008 totals \$523.5 million (net of accumulated depreciation) and includes land, buildings, improvements other than buildings, leasehold improvements, equipment, infrastructure, and construction in progress. The County experienced an overall increase in investment in capital assets over the prior fiscal year of approximately 5.5%.

Alachua County, Florida
Capital Assets
(net of depreciation, in millions)

	Governmental Activities		Business-type Activities		Total		Percent Change
	2007	2008	2007	2008	2007	2008	
Land	\$215.7	\$232.3	\$3.3	\$3.3	\$218.9	\$235.5	7.6%
Art	0.1	0.1	-	-	0.1	0.1	0.0%
Infrastructure	163.8	174.5	-	-	163.8	174.5	6.5%
Buildings	68.5	68.0	2.0	1.9	70.5	69.9	-0.8%
Improvements other than Building	2.6	3.0	4.0	3.8	6.7	6.8	1.5%
Equipment	19.1	19.0	1.1	1.2	20.2	20.2	0.1%
Construction in Progress	15.8	16.4	-	0.1	15.8	16.4	4.0%
Total	\$485.6	\$513.2	\$10.4	\$10.3	\$496.0	\$523.5	5.5%

(Note: Due to rounding, the totals shown may not be the addition of numbers presented in this table, but are the true rounded totals.)

As shown in the above table, construction in progress increased by 4%, due primarily to the continuation of bond funded capital projects including park projects, Fire and Rescue stations, new jail barracks and a number of road projects.

Major capital asset events during the current fiscal year included the following:

- Completion of the 1 mile divided road section of SW 24th Ave and roads feeding into it, with approximately \$15 million spent on the project.
- Road resurfacing and widening projects completed 2008 or early fiscal year 2009:
 - NW 39th Avenue from CR 241 to NW 115th Terrace (1.74 miles for \$800,000)
 - CR 1474 from CR 234 to US 301 (4.25 miles for \$1.7 million)
 - NW 182nd Avenue (CR 340) from CR 235 to the County line (3.5 miles for \$1.5 million)

- SW 20th Avenue from Hogtown Creek to SW 34th Street (3.4 miles for \$2.5 million)
- Planning and design began on road resurfacing and widening this fiscal year for:
 - CR 241 from CR235 to the Alachua County Line
 - CR 325 from CR 346 to US 301
 - SW 8th Avenue from SW 75th Street to SW 122nd Street
 - NW 51st Street from NW 23rd Avenue to NW 39th Avenue
 - Main Street from NW 8th Avenue to NW 23rd Avenue
 - NW CR 236 from US 441 to I-75
 - SW 91st Street from Newberry Road to SW 8th Avenue
 - SW 62nd Boulevard 4-lane connector
 - SW 122nd Street from Archer Road to SW 24th Avenue
- Purchase of land on Hawthorne Road for \$120,000 (3.6 acres) included an older mobile home which will be used for Rescue Station #25; a new building is expected to be built in approximately 5 years to meet the demand in the Southeast portion of the County.
- County Parks
 - Jonesville Park – continued development with construction underway for the new Soccer Concession and Restroom as well as renovating old buildings for the Tennis complex and putting in tennis courts.
 - Restrooms are under construction at Owens Illinois, Montechoa, and Copeland Parks and an interpretive center at San Felasco Park is also being built.
 - SE 35th Street Park – Design and survey work spending over \$25,000 this year
- Jonesville Fire Station #17 and Rescue Station #10 - construction of over \$1.8 million and \$1.3 million spent respectively, with ground breaking expected mid 2009 for the Jonesville Fire Station and March 2009 for the EMT Station.
- Jail Barracks and improvements – Due to overpopulation in the Jail, new barracks are being built. Total construction costs of over \$4.5 million have been spent to date. Groundbreaking is expected to be December 2008. Other improvements at the Jail include a video visitation system and water reduction and other energy conservation measures.
- Alachua County Forever - Legacy Lands – numerous acquisition efforts are underway in conjunction with other State programs. Purchases completed this year or early 2009 include:
 - River Styx – Wood tract – 1,400 acres for \$4.6 million (conservation easement)
 - Camp Kulaqua – 200 acres for \$1.4 million (conservation easement)
 - Kanapaha Prairie – Frederick & Spaulding tract – 283 acres for \$2.7 million total (Alachua County portion - \$700,000)(conservation easement)
 - Austin Carey Flatwoods – Frank & Bloom tract – 123 acres for \$428,000

Additional information on the County's capital assets can be found in Note 6 on pages 67-68 of this report.

Long-term Debt

At the end of fiscal year 2008, the County had total bonded debt outstanding of \$98.1 million. The County's debt represents bonds secured by ad valorem taxes (i.e. Limited General Obligation Bonds) and specified revenue sources (i.e., Revenue Bonds).

Alachua County, Florida Outstanding Debt

General Obligation and Revenue Bonds

	<u>2007</u>	<u>2008</u>
General Obligation Bonds	\$ 8,950,000	\$ 5,375,000
Revenue Bonds	77,980,000	92,760,000
Total	<u>\$ 86,930,000</u>	<u>\$ 98,135,000</u>

Notes Payable

Pooled Commercial Paper Program	<u>\$ 13,300,000</u>	<u>\$ 13,300,000</u>
---------------------------------	----------------------	----------------------

After making regularly scheduled debt service payments for the year, the County had a net increase in bonded debt of \$11.2 million over the prior fiscal year. This net increase was due to the issuance of the second in the series of \$18.2 million in Gas Tax Revenue Bonds to finance transportation improvements.

Additional information on the County's debt can be found in Note 8 on pages 70-75 of this report.

Economic Factors and Next Year's Budgets and Rates

- The unemployment rate for the County at September 30, 2008 was 4.5%. This represents an increase of 55% from the prior year, but is still one of the lowest in the state.
- The taxable value of commercial and residential property increased 6.7% and 4.4%, respectively, in the 2008 fiscal year.
- There were 4,172 building permits issued for fiscal year 2008, down 1.3% from the previous fiscal year total of 4,225, but 12.9% less than the past five year average of 4,790 permits per year.
- Population increased approximately 2% from the prior year to an estimated 252,388 at September 30, 2008.

During the current fiscal year, unreserved fund balance in the General Fund decreased to \$17.8 million for a total fund balance of \$18.6 million. The FY 2008 ad valorem tax rate for the General Fund is 7.6468 mills and decreased to 7.5708 mills in fiscal year 2009.

Requests for Information

This financial report is designed to present users with a general overview of the County's finances and to demonstrate the County's accountability. If you have questions concerning any of the information provided in this report or need additional financial information, contact the Alachua County Clerk of Court, Finance and Accounting, P.O. Box 939, Gainesville, Florida 32602. Additional financial information can be found on our web-site <http://www.clerk-alachua-fl.org>.

**BASIC
FINANCIAL
STATEMENTS**

This page intentionally left blank.

**ALACHUA COUNTY, FLORIDA
STATEMENT OF NET ASSETS
SEPTEMBER 30, 2008**

	Primary Government		Total	Component Units
	Governmental Activities	Business-type Activities		
Assets:				
Current Assets:				
Equity in pooled cash & investments	\$ 131,854,228	\$ 8,778,364	\$ 140,632,592	\$ 459,285
Cash with fiscal agent	144,130	-	144,130	-
Other cash and equivalents	11,666,057	-	11,666,057	-
Investments	32,357,961	-	32,357,961	-
Receivables (net)	1,652,122	1,168,264	2,820,386	-
Due from other governments	10,035,807	137	10,035,944	2,085
Internal balances	(94,245)	94,245	-	-
Inventories	820,943	-	820,943	-
Prepaid items	1,174,151	-	1,174,151	-
Total current non-restricted assets	189,611,154	10,041,010	199,652,164	461,370
Current Restricted Assets:				
Sinking fund cash & equivalents	1,689,158	-	1,689,158	-
Total current restricted assets	1,689,158	-	1,689,158	-
Total current assets (restricted & non-restricted)	191,300,312	10,041,010	201,341,322	461,370
Noncurrent Assets:				
Deferred charges	1,599,689	-	1,599,689	-
Noncurrent restricted assets:				
Restricted equity in pooled cash and equivalents	-	4,378,680	4,378,680	-
Restricted investments	-	433,878	433,878	-
Restricted interest receivable	-	6,805	6,805	-
Total non-current restricted assets	-	4,819,363	4,819,363	-
Capital Assets:				
Land	232,261,487	3,266,279	235,527,766	-
Artwork	91,390	-	91,390	-
Infrastructure	478,160,612	-	478,160,612	-
Buildings	103,535,118	2,775,913	106,311,031	-
Improvements other than buildings	7,341,507	13,142,379	20,483,886	-
Equipment	60,111,180	2,985,341	63,096,521	-
Construction in progress	16,372,390	61,203	16,433,593	-
Less accumulated depreciation	(384,630,047)	(11,951,579)	(396,581,626)	-
Total capital assets	513,243,637	10,279,536	523,523,173	-
Total noncurrent assets (restricted & non-restricted)	514,843,326	15,098,899	529,942,225	-
Total Assets	\$ 706,143,638	\$ 25,139,909	\$ 731,283,547	\$ 461,370

The accompanying notes are an integral part of the financial statements.

	Primary Government		Total	Component Units
	Governmental Activities	Business-type Activities		
Liabilities:				
Current Liabilities (payable from current assets):				
Accounts payable	\$ 15,434,527	\$ 800,751	\$ 16,235,278	\$ 4,479
Accrued interest payable	1,366,648	-	1,366,648	-
Estimated liability for self insurance losses	1,976,859	-	1,976,859	-
Contracts payable	5,069,538	10,801	5,080,339	-
Due to other governments	3,105,546	12,789	3,118,335	-
Deposits	47,788	88,527	136,315	-
Unearned revenue	1,266,827	-	1,266,827	-
Accrued compensated absences	6,305,893	253,525	6,559,418	4
Accrued landfill closure cost	-	753,935	753,935	-
Bonds and notes payable	6,026,214	-	6,026,214	-
Total current liabilities (payable from current assets)	40,599,840	1,920,328	42,520,168	4,483
Noncurrent Liabilities:				
Accrued compensated absences	6,084,441	298,366	6,382,807	-
Estimated liability for self insurance losses	5,238,885	-	5,238,885	-
Bonds and notes payable (net of amortization on discounts & premiums)	105,047,023	-	105,047,023	-
Total noncurrent liabilities (payable from noncurrent assets)	116,370,349	298,366	116,668,715	-
Noncurrent Liabilities (payable from restricted assets):				
Accrued landfill closure cost	-	8,204,323	8,204,323	-
Total noncurrent liabilities (payable from restricted assets)	-	8,204,323	8,204,323	-
Total noncurrent liabilities	116,370,349	8,502,689	124,873,038	-
Total Liabilities	156,970,189	10,423,017	167,393,206	4,483
Net Assets:				
Invested in capital assets, net of related debt	436,552,082	10,279,536	446,831,618	-
Restricted for:				
Restricted for debt service	1,689,158	-	1,689,158	-
Restricted for CHOICES	36,906,102	-	36,906,102	-
Restricted for road and bridge maintenance	1,816,418	-	1,816,418	-
Restricted for road construction	23,364,972	-	23,364,972	-
Restricted for Alachua County Forever Land program	2,445,575	-	2,445,575	-
Restricted for Public Improvement Revenue Projects	17,930,555	-	17,930,555	-
Restricted for emergency service projects and grants	3,901,599	-	3,901,599	-
Restricted for grants and other purposes	15,586,458	-	15,586,458	-
Restricted for annual landfill closure costs	-	753,935	753,935	-
Unrestricted	8,980,530	3,683,421	12,663,951	456,887
Total Net Assets	\$ 549,173,449	\$ 14,716,892	\$ 563,890,341	\$ 456,887

**ALACHUA COUNTY, FLORIDA
STATEMENT OF ACTIVITIES
FOR THE YEAR ENDED SEPTEMBER 30, 2008**

Programs	Program Revenues			
	Expenses	Charges for Services	Operating Grants and Contributions	Capital Grants and Contributions
Primary Government:				
Governmental Activities:				
Administration	\$ 44,001,091	\$ 5,909,168	\$ 933,594	\$ 1,152
Community services	16,163,933	446,442	810,197	-
Corrections	26,644,516	631,717	-	-
Courts	22,259,861	9,451,256	695,289	-
Culture and recreation	1,959,727	52,892	79,105	50,169
Tourist development	2,169,482	-	-	-
Emergency services	31,889,636	7,770,293	327,097	301,051
Environmental services	2,784,239	330,537	774,158	1,590,087
Growth management	4,864,406	224,247	1,488,758	-
Law enforcement	32,494,265	2,427,061	3,816,684	585,513
Solid waste collection	4,290,135	4,393,181	75,744	-
Transportation	23,882,441	460,896	4,128,570	15,871,034
Interest on long-term debt	4,259,461	-	-	-
Total governmental activities	<u>217,663,193</u>	<u>32,097,690</u>	<u>13,129,196</u>	<u>18,399,006</u>
Business-type activities:				
Solid waste disposal system	12,699,941	13,383,673	-	-
Codes enforcement	1,730,004	1,335,511	-	-
Total business-type activities	<u>14,429,945</u>	<u>14,719,184</u>	<u>-</u>	<u>-</u>
Total primary government	<u>\$ 232,093,138</u>	<u>\$ 46,816,874</u>	<u>\$ 13,129,196</u>	<u>\$ 18,399,006</u>
Component Units:				
Murphree Law Library	\$ 76,364	\$ 70,620	-	-
Alachua County Housing Finance Authority	1,863	-	-	-
Total component units	<u>\$ 78,227</u>	<u>\$ 70,620</u>	<u>-</u>	<u>-</u>

General revenues:
Property taxes
Tourist development taxes
Impact fees
Fuel taxes
Discretionary sales surtaxes (CHOICES)
Local business taxes
Public & communication service taxes
Sales tax & other state shared revenue-unrestricted
Interest earnings
Miscellaneous
 Total general revenues
Changes in net assets before transfers
Transfers
 Changes in net assets
Net assets - beginning
Net assets - ending

The accompanying notes are an integral part of the financial statements.

Net (Expense) Revenue and Changes in Net Assets			
Primary Government			Component
Governmental	Business-type	Total	Units
Activities	Activities	Total	
\$ (37,157,177)	\$ -	\$ (37,157,177)	
(14,907,294)	-	(14,907,294)	
(26,012,799)	-	(26,012,799)	
(12,113,316)	-	(12,113,316)	
(1,777,561)	-	(1,777,561)	
(2,169,482)	-	(2,169,482)	
(23,491,195)	-	(23,491,195)	
(89,457)	-	(89,457)	
(3,151,401)	-	(3,151,401)	
(25,665,007)	-	(25,665,007)	
178,790	-	178,790	
(3,421,941)	-	(3,421,941)	
(4,259,461)	-	(4,259,461)	
<u>(154,037,301)</u>	<u>-</u>	<u>(154,037,301)</u>	
-	683,732	683,732	
-	(394,493)	(394,493)	
-	289,239	289,239	
<u>(154,037,301)</u>	<u>289,239</u>	<u>(153,748,062)</u>	
			\$ (5,744)
			<u>(1,863)</u>
			<u>(7,607)</u>
114,503,769	-	114,503,769	-
2,130,619	-	2,130,619	-
1,603,801	-	1,603,801	-
6,940,796	-	6,940,796	-
10,294,084	-	10,294,084	-
330,106	-	330,106	-
13,819,010	-	13,819,010	-
16,678,683	-	16,678,683	-
4,429,065	232,613	4,661,678	8,266
3,419,228	278,951	3,698,179	61,505
<u>174,149,161</u>	<u>511,564</u>	<u>174,660,725</u>	<u>69,771</u>
20,111,860	800,803	20,912,663	62,164
(119,698)	119,698	-	-
<u>19,992,162</u>	<u>920,501</u>	<u>20,912,663</u>	<u>62,164</u>
<u>529,181,287</u>	<u>13,796,391</u>	<u>542,977,678</u>	<u>394,723</u>
\$ 549,173,449	\$ 14,716,892	\$ 563,890,341	\$ 456,887

ALACHUA COUNTY, FLORIDA
BALANCE SHEET
GOVERNMENTAL FUNDS
SEPTEMBER 30, 2008

	GENERAL	CHOICES	MSTU UNINCORPORATED SERVICES	MSTU LAW ENFORCEMENT
ASSETS				
Equity in pooled cash and investments	\$ 14,641,532	\$ 36,130,809	\$ 700,464	\$ 1,771,086
Cash with fiscal agent	-	125,000	-	-
Other cash and equivalents	-	-	-	-
Sinking fund cash and equivalents	-	-	-	-
Investments	-	-	-	-
Accounts receivable	303,666	56,183	26,980	106,057
Allowance for estimated uncollectables	(570)	-	-	-
Assessment receivable	-	-	-	-
Due from other funds	8,753,248	-	68,031	264,756
Due from other governments	319,234	1,659,501	331,546	701,836
Inventories	44,773	-	-	-
Prepaid Items	-	-	-	-
Total assets	<u>\$ 24,061,883</u>	<u>\$ 37,971,493</u>	<u>\$ 1,127,021</u>	<u>\$ 2,843,735</u>
LIABILITIES AND FUND BALANCES				
Liabilities:				
Accounts payable and accrued liabilities	\$ 3,571,460	\$ 171,195	\$ 182,554	\$ -
Contracts payable	579,493	74,506	2,338	-
Due to collection agent	-	-	-	-
Due to individuals	-	-	-	-
Due to other funds	652,418	-	2,324	2,299,957
Due to other governments	616,226	92,283	86,115	-
Deposits	44,823	-	-	-
Unearned revenue	1,700	727,407	-	-
Total liabilities	<u>5,466,120</u>	<u>1,065,391</u>	<u>273,331</u>	<u>2,299,957</u>
Fund balances reserved for:				
Encumbrances	740,314	-	44,761	-
Debt service	-	-	-	-
Records modernization	-	-	-	-
Mapping projects	-	-	-	-
Inventory & prepaid items	44,773	-	-	-
Advances to other funds	-	-	-	-
Unreserved-undesignated, reported in:				
General fund	17,810,676	-	-	-
Special revenue funds	-	36,906,102	808,929	543,778
Capital project funds	-	-	-	-
Total fund balances	<u>18,595,763</u>	<u>36,906,102</u>	<u>853,690</u>	<u>543,778</u>
Total liabilities and fund balances	<u>\$ 24,061,883</u>	<u>\$ 37,971,493</u>	<u>\$ 1,127,021</u>	<u>\$ 2,843,735</u>

The accompanying notes are an integral part of the financial statements.

<u>MSTU FIRE PROTECTION</u>	<u>GAS TAX USES</u>	<u>EMERGENCY SERVICES</u>	<u>SHERIFF</u>	<u>OTHER CAPITAL PROJECTS</u>
\$ 104,865	\$ 628,246	\$ 5,182,639	\$ -	\$ 27,550,929
-	-	-	-	-
-	-	-	4,337,368	-
-	-	-	-	-
-	-	-	-	13,362,879
79,544	1,572	4,572,946	2,027	26,895
-	-	(3,896,223)	-	-
-	-	-	-	119,295
211,458	1,862,853	248,840	478,505	1,249
526,377	481,728	760,413	25,977	764,391
-	186,781	242,701	137,274	-
-	-	-	50,000	-
<u>\$ 922,244</u>	<u>\$ 3,161,180</u>	<u>\$ 7,111,316</u>	<u>\$ 5,031,151</u>	<u>\$ 41,825,638</u>
\$ 16,384	\$ 474,764	\$ 908,812	\$ 4,073,609	\$ 1,734,062
-	-	444	-	2,440,059
-	-	1,207	-	-
-	-	-	-	206,472
-	-	1,017,913	703,487	1,006,152
-	595,615	829,064	49,575	479
-	-	-	-	-
-	274,383	452,277	17,206	211,528
<u>16,384</u>	<u>1,344,762</u>	<u>3,209,717</u>	<u>4,843,877</u>	<u>5,598,752</u>
-	167,295	38,886	-	8,030,547
-	-	-	-	-
-	-	-	-	-
-	-	-	-	-
-	186,781	242,701	187,274	-
-	-	-	-	-
-	-	-	-	-
905,860	1,462,342	3,620,012	-	-
-	-	-	-	28,196,339
<u>905,860</u>	<u>1,816,418</u>	<u>3,901,599</u>	<u>187,274</u>	<u>36,226,886</u>
<u>\$ 922,244</u>	<u>\$ 3,161,180</u>	<u>\$ 7,111,316</u>	<u>\$ 5,031,151</u>	<u>\$ 41,825,638</u>

ALACHUA COUNTY, FLORIDA
BALANCE SHEET
GOVERNMENTAL FUNDS
SEPTEMBER 30, 2008

PAGE 2 OF 2

	TRANSPORTATION TRUST	OTHER GOVERNMENTAL FUNDS	TOTAL GOVERNMENTAL FUNDS
ASSETS			
Equity in pooled cash and investments	\$ 7,956,848	\$ 14,412,661	\$ 109,080,079
Cash with fiscal agent	-	19,130	144,130
Other cash and equivalents	-	7,328,689	11,666,057
Sinking fund cash and equivalents	-	1,689,158	1,689,158
Investments	17,748,762	1,246,320	32,357,961
Accounts receivable	95,914	102,591	5,374,375
Allowance for estimated uncollectables	-	-	(3,896,793)
Assessment receivable	-	-	119,295
Due from other funds	11,512	1,072,327	12,972,779
Due from other governments	-	4,447,554	10,018,557
Inventories	-	-	611,529
Prepaid Items	-	32,261	82,261
Total assets	<u>\$ 25,813,036</u>	<u>\$ 30,350,691</u>	<u>\$ 180,219,388</u>
LIABILITIES AND FUND BALANCES			
Liabilities:			
Accounts payable and accrued liabilities	\$ 234,665	\$ 1,635,965	\$ 13,003,470
Contracts payable	1,365,825	590,948	5,053,613
Due to collection agent	-	-	1,207
Due to individuals	-	535,564	742,036
Due to other funds	840,396	6,589,577	13,112,224
Due to other governments	7,178	810,621	3,087,156
Deposits	-	2,965	47,788
Unearned revenue	-	1,586,450	3,270,951
Total liabilities	<u>2,448,064</u>	<u>11,752,090</u>	<u>38,318,445</u>
Fund balances reserved for:			
Encumbrances	2,151,372	963,546	12,136,721
Debt service	-	3,025,809	3,025,809
Records modernization	-	266,512	266,512
Mapping projects	-	327,243	327,243
Inventory & prepaid items	-	32,261	693,790
Advances to other funds	-	5,000	5,000
Unreserved-undesignated, reported in:			
General fund	-	-	17,810,676
Special revenue funds	-	11,582,534	55,829,557
Capital project funds	21,213,600	2,395,696	51,805,635
Total fund balances	<u>23,364,972</u>	<u>18,598,601</u>	<u>141,900,943</u>
Total liabilities and fund balances	<u>\$ 25,813,036</u>	<u>\$ 30,350,691</u>	<u>\$ 180,219,388</u>

The accompanying notes are an integral part of the financial statements.

Alachua County, Florida
Reconciliation of the Balance Sheet
to the Statement of Net Assets of Governmental Funds
September 30, 2008

Fund balances – total governmental funds (page 28)	\$141,900,943
Amounts reported for governmental activities in the Statement of Net Assets are different because:	
Capital Assets used in governmental activities are not financial resources and therefore are not reported in the fund financial statements.	508,266,695
Long-term liabilities are not due and payable in the current period and therefore are not reported in fund financial statements:	
Governmental activities	(\$130,679,315)
Less amounts reported in Internal Service funds:	
Self-insured losses	7,215,744
Accrued compensated absences	<u>228,914</u>
	(123,234,657)
Accrued long-term debt interest payable is not current and therefore is not reported in the fund statements.	(1,366,648)
Gas Tax, Sales Tax, and Discretionary Sales Tax receivables are not financial resources in the current period and therefore are reported as unearned revenues.	2,772,174
Deferred charges are reported in the statement of net assets but not in the fund financial statements	1,599,689
Internal Service Funds are used by management to charge the costs of certain activities, such as insurance, computer replacement, fleet services, and telephone services to individual funds. The assets and liabilities of the Internal Service Funds are included in governmental activities in the statement of net assets.	18,255,278
Prepaid Items originally expensed in full, reclassified as an asset.	<u>979,975</u>
Net Assets of governmental activities (page 23)	<u><u>\$549,173,449</u></u>

*See Note 2.A. for details

The accompanying notes are an integral part of the financial statements.

ALACHUA COUNTY, FLORIDA
STATEMENT OF REVENUES, EXPENDITURES
AND CHANGES IN FUND BALANCES
GOVERNMENTAL FUNDS
FOR THE YEAR ENDED SEPTEMBER 30, 2008

	GENERAL	CHOICES	MSTU UNINCORPORATED SERVICES	MSTU LAW ENFORCEMENT
REVENUES				
Taxes	\$ 94,769,524	\$ 10,342,541	\$ 3,887,237	\$ 15,511,015
Permits and fees	-	-	158,559	40
Intergovernmental	5,114,685	-	905,338	-
Charges for services	3,579,075	-	129,064	-
Fines and forfeitures	14,699	-	-	-
Investment income	374,338	594,616	29,084	112,177
Special assessments	-	-	-	-
Private donations	-	-	-	-
Miscellaneous	3,180,246	5,063	40,462	26
Total revenues	<u>107,032,567</u>	<u>10,942,220</u>	<u>5,149,744</u>	<u>15,623,258</u>
EXPENDITURES				
Current:				
General government	22,427,174	-	1,222,326	173,416
Public safety	8,773,231	-	411,633	40,603
Physical environment	1,726,125	-	503,964	-
Transportation	10,679	-	612,811	-
Economic environment	1,258,048	-	844,195	-
Human services	11,108,997	2,768,408	-	-
Culture and recreation	698,936	-	892,798	-
Court cost	7,006,796	-	-	-
Debt service:				
Principal	-	-	-	-
Interest and fiscal charges	-	-	-	-
Excess fees distributed to State	-	-	-	-
Capital outlay	-	-	-	-
Total expenditures	<u>53,009,986</u>	<u>2,768,408</u>	<u>4,487,727</u>	<u>214,019</u>
Excess (deficiency) of revenues over (under) expenditures	<u>54,022,581</u>	<u>8,173,812</u>	<u>662,017</u>	<u>15,409,239</u>
OTHER FINANCING SOURCES (USES)				
Transfers in	11,319,013	-	310,253	1,344,761
Transfers out	(66,915,138)	-	(1,295,000)	(17,437,686)
Issuance of debt	-	-	-	-
Premium on issuance of debt	-	-	-	-
Sale of capital assets	20,324	-	2,283	-
Total other financing sources and (uses)	<u>(55,575,801)</u>	<u>-</u>	<u>(982,464)</u>	<u>(16,092,925)</u>
Net change in fund balances	(1,553,220)	8,173,812	(320,447)	(683,686)
Fund balances - beginning	20,148,983	28,732,290	1,174,137	1,227,464
Fund balances - ending	<u>\$ 18,595,763</u>	<u>\$ 36,906,102</u>	<u>\$ 853,690</u>	<u>\$ 543,778</u>

The accompanying notes are an integral part of the financial statements.

MSTU FIRE PROTECTION	GAS TAX USES	EMERGENCY SERVICES	SHERIFF	OTHER CAPITAL PROJECTS
\$ 11,398,736	\$ 3,716,508	\$ -	\$ -	\$ 1,773,514
30	-	4,279	-	-
-	68,024	4,439,704	-	1,704,679
-	1,422,170	7,196,096	-	904,772
-	-	571,494	-	-
61,379	324	62,277	-	566,221
-	-	-	-	1,602,997
-	-	-	-	-
1,800	213,539	223,762	-	24,050
<u>11,461,945</u>	<u>5,420,565</u>	<u>12,497,612</u>	<u>-</u>	<u>6,576,233</u>
717,742	-	-	-	-
144,151	-	24,031,987	62,365,592	-
-	159,300	-	-	-
-	9,879,578	-	-	-
-	-	-	-	-
-	-	-	-	-
-	-	-	2,783,580	-
-	-	-	-	-
-	-	-	-	-
-	-	-	-	-
-	-	-	-	12,991,390
<u>861,893</u>	<u>10,038,878</u>	<u>24,031,987</u>	<u>65,149,172</u>	<u>12,991,390</u>
<u>10,600,052</u>	<u>(4,618,313)</u>	<u>(11,534,375)</u>	<u>(65,149,172)</u>	<u>(6,415,157)</u>
1,025,293	5,141,807	20,331,840	65,974,186	6,547,636
(11,909,199)	(1,618,006)	(8,539,865)	(825,014)	(3,054,288)
-	-	-	-	-
-	6,500	-	-	-
<u>(10,883,906)</u>	<u>3,530,301</u>	<u>11,791,975</u>	<u>65,149,172</u>	<u>3,493,348</u>
(283,854)	(1,088,012)	257,600	-	(2,921,809)
1,189,714	2,904,430	3,643,999	187,274	39,148,695
<u>\$ 905,860</u>	<u>\$ 1,816,418</u>	<u>\$ 3,901,599</u>	<u>\$ 187,274</u>	<u>\$ 36,226,886</u>

ALACHUA COUNTY, FLORIDA
STATEMENT OF REVENUES, EXPENDITURES
AND CHANGES IN FUND BALANCES
GOVERNMENTAL FUNDS
FOR THE YEAR ENDED SEPTEMBER 30, 2008

	TRANSPORTATION TRUST	OTHER GOVERNMENTAL FUNDS	TOTAL GOVERNMENTAL FUNDS
REVENUES			
Taxes	\$ -	\$ 6,503,663	\$ 147,902,738
Permits and fees	-	222,548	385,456
Intergovernmental	-	21,265,825	33,498,255
Charges for services	129,963	15,726,392	29,087,532
Fines and forfeitures	-	2,084,107	2,670,300
Investment income	258,102	2,220,572	4,279,090
Special assessments	-	4,368,123	5,971,120
Private donations	-	65,748	65,748
Miscellaneous	9,179	418,374	4,116,501
Total revenues	<u>397,244</u>	<u>52,875,352</u>	<u>227,976,740</u>
EXPENDITURES			
Current:			
General government	-	15,408,557	39,949,215
Public safety	-	4,577,907	100,345,104
Physical environment	-	6,138,501	8,527,890
Transportation	-	-	10,503,068
Economic environment	-	4,025,613	6,127,856
Human services	-	1,632,752	15,510,157
Culture and recreation	-	236,453	1,828,187
Court cost	-	7,876,178	17,666,554
Debt service:			
Principal	-	7,040,000	7,040,000
Interest and fiscal charges	-	4,588,199	4,588,199
Excess fees distributed to State	-	197,525	197,525
Capital outlay	12,177,119	6,716,343	31,884,852
Total expenditures	<u>12,177,119</u>	<u>58,438,028</u>	<u>244,168,607</u>
Excess (deficiency) of revenues over (under) expenditures	<u>(11,779,875)</u>	<u>(5,562,676)</u>	<u>(16,191,867)</u>
OTHER FINANCING SOURCES (USES)			
Transfers in	1,618,006	13,256,429	126,869,224
Transfers out	-	(15,394,726)	(126,988,922)
Issuance of debt	17,794,957	450,043	18,245,000
Premium on issuance of debt	-	205,043	205,043
Sale of capital assets	-	-	29,107
Total other financing sources and (uses)	<u>19,412,963</u>	<u>(1,483,211)</u>	<u>18,359,452</u>
Net change in fund balances	7,633,088	(7,045,887)	2,167,585
Fund balances - beginning	15,731,884	25,644,488	139,733,358
Fund balances - ending	<u>\$ 23,364,972</u>	<u>\$ 18,598,601</u>	<u>\$ 141,900,943</u>

The accompanying notes are an integral part of the financial statements.

Alachua County
Reconciliation of the Statement of Revenues, Expenditures, and Changes in Fund
Balances of Governmental Funds to the Statement of Activities
For the Year Ended September 30, 2008

Net change in fund balances – total governmental funds (page 32)	\$ 2,167,585
Amounts reported for governmental activities in the Statement of Activities are different because:	
Governmental funds report capital outlay as expenditures. However, in the Statement of Activities, the cost of those assets is allocated over their estimated useful lives as depreciation expense. This is the amount by which capital outlay expenditures of \$35,911,519 exceeded depreciation (\$23,339,800) in the current period.	12,571,719
Donations/contributions of capital assets increase net assets in the Statement of Activities, but do not appear in the governmental funds because they are not financial resources.	14,758,265
Governmental funds report sale of capital assets as financial resources; the loss on disposal of capital assets are not reflected in the fund statement.	(33,829)
Issuance of debt (\$18,245,000 plus \$205,043 premium on long-term debt) provide current financial resources to governmental funds, but debt increases long-term liabilities in the Statement of Net Assets.	(18,450,043)
Repayments of bond and note principal (\$7,040,000 less \$11,712 discount and \$60,105 deferred loss, plus premium of \$53,628) are expenditures in the governmental funds, but the repayment reduces long-term liabilities in the Statement of Net Assets.	7,021,811
Deferred charges are recorded and amortized in the government-wide statements but not in the fund statements.	315,998
Some expenditures reported in the Statement of Activities do not require the use of current financial resources and therefore are not reported as expenditures in the governmental funds.	(526,081)
Internal service funds are used by management to charge the costs of insurance, computer replacement, fleet services, and telephone services to individual funds. \$2,228,606 of total net operating gain for internal service funds is reported with governmental activities.	2,228,606
Certain items reported in the Statement of Activities are not considered current financial resources and therefore are not reported as revenue in the governmental funds.	(508)
Prepaid items originally expensed in full, reclassified as an asset.	(61,361)
Changes in net assets of governmental activities (page 25)	\$ 19,992,162

*See Note 2.B. for details

The accompanying notes are an integral part of the financial statements

ALACHUA COUNTY, FLORIDA
STATEMENT OF NET ASSETS
PROPRIETARY FUNDS
SEPTEMBER 30, 2008

	BUSINESS-TYPE ACTIVITIES - ENTERPRISE FUNDS			GOVERNMENTAL ACTIVITIES - INTERNAL SERVICE FUNDS
	400 SOLID WASTE SYSTEM	NONMAJOR PROPRIETARY FUND	TOTAL	
		410 CODES ENFORCEMENT		
ASSETS				
Current assets:				
Equity in pooled cash and investments	\$ 8,372,030	\$ 406,334	\$ 8,778,364	\$ 22,774,149
Accounts receivable	1,162,773	5,491	1,168,264	55,245
Due from other funds	391,093	-	391,093	45,200
Due from other governments	-	137	137	17,250
Prepays	-	-	-	111,915
Inventories	-	-	-	209,414
Total current assets	<u>9,925,896</u>	<u>411,962</u>	<u>10,337,858</u>	<u>23,213,173</u>
Noncurrent assets:				
Restricted assets:				
Equity in pooled cash and investments	4,378,680	-	4,378,680	-
Investments	433,878	-	433,878	-
Interest receivable	6,805	-	6,805	-
Total restricted assets	<u>4,819,363</u>	<u>-</u>	<u>4,819,363</u>	<u>-</u>
Capital assets:				
Land	3,266,279	-	3,266,279	-
Buildings	2,775,913	-	2,775,913	-
Improvements other than buildings	13,142,379	-	13,142,379	1,224
Equipment	2,914,072	71,269	2,985,341	13,134,367
Construction in progress	61,203	-	61,203	-
Less accumulated depreciation	<u>(11,915,078)</u>	<u>(36,501)</u>	<u>(11,951,579)</u>	<u>(8,158,649)</u>
Total capital assets (net of depreciation)	<u>10,244,768</u>	<u>34,768</u>	<u>10,279,536</u>	<u>4,976,942</u>
Total noncurrent assets	<u>15,064,131</u>	<u>34,768</u>	<u>15,098,899</u>	<u>4,976,942</u>
Total assets	<u>24,990,027</u>	<u>446,730</u>	<u>25,436,757</u>	<u>28,190,115</u>
LIABILITIES				
Current liabilities:				
Accounts payable and accrued liabilities	737,594	63,157	800,751	1,687,814
Contracts payable	10,801	-	10,801	15,925
Unearned revenue	-	-	-	768,050
Due to other funds	296,726	122	296,848	-
Due to other governments	10,460	2,329	12,789	18,390
Deposits	88,527	-	88,527	-
Accrued compensated absences of one year or less	146,172	107,353	253,525	99,993
Accrued landfill closure cost	753,935	-	753,935	-
Estimated liability for self insured losses	-	-	-	1,976,859
Total current liabilities	<u>2,044,215</u>	<u>172,961</u>	<u>2,217,176</u>	<u>4,567,031</u>
Noncurrent liabilities:				
Accrued compensated absences of more than one year	217,775	80,591	298,366	128,921
Estimated liability for self insured losses	-	-	-	5,238,885
Noncurrent liabilities payable from restricted assets:				
Accrued landfill closure cost	<u>8,204,323</u>	<u>-</u>	<u>8,204,323</u>	<u>-</u>
Total noncurrent liabilities	<u>8,422,098</u>	<u>80,591</u>	<u>8,502,689</u>	<u>5,367,806</u>
Total liabilities	<u>10,466,313</u>	<u>253,552</u>	<u>10,719,865</u>	<u>9,934,837</u>
NET ASSETS				
Invested in capital assets	10,244,768	34,768	10,279,536	4,976,942
Restricted for annual landfill closure cost	753,935	-	753,935	-
Unrestricted	<u>3,525,011</u>	<u>158,410</u>	<u>3,683,421</u>	<u>13,278,336</u>
Total net assets	<u>\$ 14,523,714</u>	<u>\$ 193,178</u>	<u>\$ 14,716,892</u>	<u>\$ 18,255,278</u>

The accompanying notes are an integral part of the financial statements.

ALACHUA COUNTY, FLORIDA
STATEMENT OF REVENUES, EXPENSES
AND CHANGES IN FUND NET ASSETS
PROPRIETARY FUNDS
FOR THE YEAR ENDED SEPTEMBER 30, 2008

	BUSINESS-TYPE ACTIVITIES - ENTERPRISE FUNDS			GOVERNMENTAL ACTIVITIES - INTERNAL SERVICE FUNDS
	400 SOLID WASTE SYSTEM	NONMAJOR PROPRIETARY FUND 410 CODES ENFORCEMENT	TOTAL	
Operating revenues:				
Charges for services	\$ 8,712,855	\$ 12,775	\$ 8,725,630	\$ 26,266,065
Fines and forfeitures	-	49,245	49,245	-
Permits and fees	474,127	1,273,491	1,747,618	-
Special assessments	4,196,691	-	4,196,691	-
Miscellaneous revenue	281,121	18,734	299,855	994,027
Total operating revenues	<u>13,664,794</u>	<u>1,354,245</u>	<u>15,019,039</u>	<u>27,260,092</u>
Operating expenses:				
Personal services	2,869,693	1,394,125	4,263,818	1,749,939
Depreciation	623,366	12,310	635,676	1,296,376
Indirect costs	672,057	83,261	755,318	508,701
Supplies and materials	696,115	46,010	742,125	2,956,625
Other services and charges	7,838,710	194,298	8,033,008	4,845,225
Claims and losses	-	-	-	13,975,312
Total operating expenses	<u>12,699,941</u>	<u>1,730,004</u>	<u>14,429,945</u>	<u>25,332,178</u>
Operating income (loss)	<u>964,853</u>	<u>(375,759)</u>	<u>589,094</u>	<u>1,927,914</u>
Nonoperating revenues (expenses):				
Net gain (loss) on disposal of capital assets	(20,904)	-	(20,904)	150,717
Investment Income	232,613	-	232,613	149,975
Total nonoperating revenues (expenses)	<u>211,709</u>	<u>-</u>	<u>211,709</u>	<u>300,692</u>
Income before transfers	<u>1,176,562</u>	<u>(375,759)</u>	<u>800,803</u>	<u>2,228,606</u>
Transfers:				
Transfers in	119,698	-	119,698	-
Total transfers	<u>119,698</u>	<u>-</u>	<u>119,698</u>	<u>-</u>
Change in net assets	1,296,260	(375,759)	920,501	2,228,606
Total net assets - beginning	<u>13,227,454</u>	<u>568,937</u>	<u>13,796,391</u>	<u>16,026,672</u>
Total net assets - ending	<u>\$ 14,523,714</u>	<u>\$ 193,178</u>	<u>\$ 14,716,892</u>	<u>\$ 18,255,278</u>

The accompanying notes are an integral part of the financial statements.

ALACHUA COUNTY, FLORIDA
STATEMENT OF CASH FLOWS
PROPRIETARY FUNDS
FOR THE YEAR ENDED SEPTEMBER 30, 2008

	BUSINESS-TYPE ACTIVITIES ENTERPRISE FUNDS		BUSINESS-TYPE ACTIVITIES	GOVERNMENTAL ACTIVITIES - INTERNAL SERVICE FUNDS
	400 SOLID WASTE SYSTEM	NONMAJOR PROPRIETARY FUND	ENTERPRISE FUNDS	
		410 CODES ENFORCEMENT	TOTAL	
CASH FLOWS FROM OPERATING ACTIVITIES				
Cash received for services	\$ 9,114,593	\$ 1,334,819	\$ 10,449,412	\$ 26,276,886
Cash received from special assessments & fines and forfeitures	4,209,512	-	4,209,512	-
Miscellaneous cash receipts	281,121	18,734	299,855	994,027
Cash paid to outside parties	(9,606,049)	(327,619)	(9,933,668)	(23,140,330)
Cash paid to employees	(2,828,053)	(1,451,994)	(4,280,047)	(1,705,599)
Net cash provided (used) by operating activities	<u>1,171,124</u>	<u>(426,060)</u>	<u>745,064</u>	<u>2,424,984</u>
CASH FLOWS FROM NONCAPITAL FINANCING ACTIVITIES				
Transfers in	119,698	-	119,698	-
Due from other funds	112,950	-	112,950	5,048
Due from other governments	-	241	241	(16,648)
Net cash provided by noncapital & related financing activities	<u>232,648</u>	<u>241</u>	<u>232,889</u>	<u>(11,600)</u>
CASH FLOWS FROM CAPITAL & RELATED FINANCING ACTIVITIES				
Payments for capital assets	(509,166)	(414)	(509,580)	(1,703,029)
Proceeds from sale of capital assets	3,934	-	3,934	173,500
Net cash (used) by capital & related financing activities	<u>(505,232)</u>	<u>(414)</u>	<u>(505,646)</u>	<u>(1,529,529)</u>
CASH FLOWS FROM INVESTING ACTIVITIES				
Interest received	232,613	-	232,613	149,975
Proceeds (purchase) of investment	4,127,863	-	4,127,863	-
Net cash provided (used) by investing activities	<u>4,360,476</u>	<u>-</u>	<u>4,360,476</u>	<u>149,975</u>
Net increase (decrease) in cash and cash equivalents	5,259,016	(426,233)	4,832,783	1,033,830
Cash and cash equivalents, October 1, 2007	<u>7,491,694</u>	<u>832,567</u>	<u>8,324,261</u>	<u>21,740,319</u>
Cash and cash equivalents, September 30, 2008	<u>\$ 12,750,710</u>	<u>\$ 406,334</u>	<u>\$ 13,157,044</u>	<u>\$ 22,774,149</u>
Cash and cash equivalents classified as:				
Equity in pooled cash and investments	\$ 8,372,030	\$ 406,334	\$ 8,778,364	\$ 22,774,149
Restricted equity in pooled cash and investments	4,378,680	-	4,378,680	-
Total	<u>\$ 12,750,710</u>	<u>\$ 406,334</u>	<u>\$ 13,157,044</u>	<u>\$ 22,774,149</u>
Reconciliation of operating income to net cash provided (used) by operating activities:				
Operating income (loss)	\$ 964,853	\$ (375,759)	\$ 589,094	\$ 1,927,914
Adjustments to reconcile operating income to net cash provided (used) by operating activities:				
Depreciation expense	623,366	12,310	635,676	1,296,376
(Decrease) in estimated landfill closure cost	(184,778)	-	(184,778)	-
Increase in estimated liability for self insured losses	-	-	-	238,201
(Increase) in accounts receivable	(81,887)	(658)	(82,545)	(42,754)
Increase in user deposits	9,498	-	9,498	-
Increase (decrease) in accrued compensated absences	41,639	(57,869)	(16,230)	44,340
Increase in unearned revenue	-	-	-	53,898
(Increase) in inventories	-	-	-	(96)
(Decrease) in accounts payable	(201,567)	(4,084)	(205,651)	(1,092,895)
Total adjustments	<u>206,271</u>	<u>(50,301)</u>	<u>155,970</u>	<u>497,070</u>
Net cash provided (used) by operating activities	<u>\$ 1,171,124</u>	<u>\$ (426,060)</u>	<u>\$ 745,064</u>	<u>\$ 2,424,984</u>

The accompanying notes are an integral part of the financial statements.

ALACHUA COUNTY, FLORIDA
STATEMENT OF FIDUCIARY NET ASSETS
FIDUCIARY FUNDS
SEPTEMBER 30, 2008

	AGENCY FUNDS	OTHER POST- EMPLOYMENT BENEFITS TRUST FUND
ASSETS		
Equity in pooled cash and investments	\$ 401,852	\$ -
Other cash and equivalents	6,462,843	-
Investments	341,469	441,000
Due from individuals	16,752	-
Due from other governments	37,117	-
Total assets	7,260,033	441,000
LIABILITIES		
Assets held for others	1,872,765	-
Due to other governments	917,363	-
Deposits held in escrow	420,540	-
Deposits - installment taxes	4,049,365	-
Total liabilities	7,260,033	-
NET ASSETS		
Net Assets Held in Trust for OPEB	-	441,000
TOTAL NET ASSETS	\$ -	\$ 441,000

The accompanying notes are an integral part of the financial statements.

ALACHUA COUNTY, FLORIDA
STATEMENT OF CHANGES IN FIDUCIARY NET ASSETS
OTHER POSTEMPLOYMENT BENEFITS TRUST FUND
FOR THE YEAR ENDED SEPTEMBER 30, 2008

	OPEB TRUST FUND
Additions	
Contributions:	
Employer	\$ 441,000
Members	-
Total contributions	<u>441,000</u>
Investment earnings:	
Net appreciation in fair value of investments	-
Interest and dividends	-
Total investment income	<u>-</u>
Less investment expense	<u>-</u>
Net investment income	-
Total additions	<u>441,000</u>
Deductions	
Benefit payments	-
Refunds of nonvested contributions	-
Administrative expenses	-
Total deductions	<u>-</u>
Net increase	441,000
Net assets held in trust for other postemployment benefits - beginning	<u>-</u>
Net assets held in trust for other postemployment benefits - ending	<u><u>\$ 441,000</u></u>

ALACHUA COUNTY, FLORIDA
NOTES TO FINANCIAL STATEMENTS
SEPTEMBER 30, 2008

NOTES – INDEX

1. SUMMARY OF SIGNIFICANT ACCOUNTING POLICIES	41
A. Reporting Entity	41
1. John A. H. Murphree Law Library	41
2. Alachua County Housing Finance Authority	41
B. Government-wide and Fund Financial Statements	42
1. Government-Wide Financial Statements	42
2. Fund Financial Statements	43
C. Measurement Focus, Basis of Accounting, and Financial Statement Presentation	45
1. Government-wide Financial Statements	45
2. Governmental Fund Financial Statements	45
3. Proprietary Fund Financial Statements	46
4. Fiduciary Fund Financial Statements	46
D. Assets, Liabilities and Net Assets	46
1. Cash and Equivalents	46
2. Investments	46
3. Receivables and Payables	47
4. Inventories and Prepaid Items	47
5. Restricted Assets	47
6. Capital Assets	47
7. Capitalization of Interest	48
8. Landfill Closure Costs	48
9. Unearned Revenue	48
10. Accrued Compensated Absences	48
11. Obligation for Bond Arbitrage Rebate	49
12. Unamortized Bond Costs and Bond Discounts/Premiums	49
13. Encumbrances	49
14. Reserves/Designations of Fund Balances and Net Assets	49
2. RECONCILIATION OF GOVERNMENT-WIDE AND FUND FINANCIAL STATEMENTS	50
A. Explanation of Differences Between the Governmental Fund Balance Sheet and the Government-wide Statement of Net Assets	50
B. Explanation of Differences Between Governmental Fund Operating Statements and the Statement of Activities	54
3. STEWARDSHIP, COMPLIANCE, AND ACCOUNTABILITY	58
4. CASH AND INVESTMENTS	59
A. Cash Deposits	59
B. Investments	60
C. Restricted Cash and Investments	64
5. PROPERTY TAX	65
A. Real Property Taxes	65
B. The Property Tax Calendar	65
C. Real Property Delinquent Tax Process	65
D. Other Information Regarding Sale of Tax Certificates	65
E. Tangible Personal Property Delinquent Tax Process	66
F. Property Tax Payment and Distribution	66

ALACHUA COUNTY, FLORIDA
NOTES TO FINANCIAL STATEMENTS
SEPTEMBER 30, 2008

6. CAPITAL ASSETS.....	67
A. Capital Asset Activity	67
B. Depreciation Expense.....	68
7. INTERFUND RECEIVABLES, PAYABLES AND TRANSFERS	68
A. Interfund Balances	68
B. Interfund Transfers.....	69
8. LONG-TERM OBLIGATIONS.....	70
A. Long-term Obligations (Excluding Accrued Compensated Absences) at September 30, 2008	70
B. Debt Service Requirements to Maturity.....	71
C. Changes in Long-term Obligations	72
D. Summary of Revenue Bonds Payable.....	73
E. Line of Credit	74
F. Redemption of Long-term Debt	74
G. Defeased Debt.....	74
H. Demand Bonds.....	74
I. Conduit Debt Obligations.....	74
J. Arbitrage Rebate	75
K. Closed Landfill Obligation	75
9. EMPLOYEE BENEFITS	75
A. Pension Plan.....	75
B. Other Post-Employment Benefits Plan	76
C. Accrued Compensated Absences	79
D. Deferred Compensation Plan	79
E. Component Units Employment.....	79
10. RISK MANAGEMENT AND CONVENTIONALLY INSURED CLAIMS & LOSSES.....	80
A. Risk Management Claims and Losses	80
B. Conventionally Insured Claims and Losses	80
C. Employee Group Health Insurance	81
D. Sheriff's Risk Management	81
11. INDIRECT COST	82
12. OTHER REQUIRED INDIVIDUAL FUND AND COMPLIANCE DISCLOSURES.....	83
A. Excess of Expenditures Over Appropriations.....	83
B. Excess of Expenditures Over Revenue in the Budget Column.....	83
13. COMMITMENTS AND CONTINGENCIES	83
A. Commitments.....	83
B. Contingencies.....	86
14. RELATED PARTY TRANSACTIONS	86

**ALACHUA COUNTY, FLORIDA
NOTES TO FINANCIAL STATEMENTS
SEPTEMBER 30, 2008**

NOTE 1 – SUMMARY OF SIGNIFICANT ACCOUNTING POLICIES

A. Reporting Entity

Alachua County is a political subdivision of the State of Florida and is governed by a five-member elected Board of County Commissioners (“Board”) that derives its authority from the County Charter and Florida Statutes and regulations. In addition to the members of the Board, there are five elected Constitutional Officers: the Sheriff, Supervisor of Elections, Property Appraiser, Clerk of the Circuit Court, and Tax Collector. The Constitutional Officers, except for the Supervisor of Elections, maintain separate accounting records and budgets.

The Board funds the operations of both the Sheriff and the Supervisor of Elections. The Board of County Commissioners, the Library District, the St. Johns River Water Management District and the Suwannee River Water Management District fund the operations of the Property Appraiser. The Clerk’s duties as Clerk to the Board and Clerk of the County Court are funded from fees and charges authorized under Chapter 2004-265 Laws of Florida and the Board of County Commissioners. The Tax Collector’s operations are funded by fees collected by the Officer.

The accompanying financial statements present the County (primary government), and the Component Units for which the County is considered to be financially accountable.

Discretely Presented Component Units

The government-wide financial statements include the financial data of the County’s Component Units. They are included because if excluded the County’s financial statements would be misleading. Two Component Units are discretely presented in the government-wide financial statements to emphasize their legal separation from the County. The following Component Units are included in the statements:

1. John A. H. Murphree Law Library

The John A. H. Murphree Law Library (Chapter 57-1118, Laws of Florida) is a discretely presented component unit that benefits the Courts, County Officials, and the public at large. The Board of Trustees for the Law Library consists of one County Commissioner and several other local law community individuals. The Board of Trustees has full power and authority to establish, operate and maintain the Law Library. The Board of County Commissioners is authorized to appropriate other available funds for the use of the Law Library. Financial information for the Law Library is presented in this comprehensive annual financial report as one of the two Component Units.

2. Alachua County Housing Finance Authority

The Alachua County Housing Finance Authority (Chapter 159, Florida Statutes) is a discretely presented component unit that provides financing for low-income housing. The Authority is required to obtain Board approval for all its fiscal activities. The Authority is governed by a separate board and does not provide services exclusively to the County. Financial information for the Authority is presented in this comprehensive annual financial report as one of the two Component Units.

The fiscal year end for both discretely presented component units is September 30.

ALACHUA COUNTY, FLORIDA
NOTES TO FINANCIAL STATEMENTS
SEPTEMBER 30, 2008

Related Organizations

The Alachua County Library District (Chapter 98-502 as amended by 03-375, Laws of Florida) provides library system services and facilities for all citizens of Alachua County, Florida. The Alachua County Health Facilities Authority (Chapter 154.200, Florida Statutes) assists in financing health care facilities. The Alachua County Housing Authority (Section 421.27, Florida Statutes) assists in providing safe and sanitary dwelling accommodations to persons of low income. Alachua County is not able to impose its will on these organizations, and there is no financial benefit/burden relationship between these organizations and the County. Therefore, these organizations are not component units and are not included in the accompanying financial statements.

As of September 30, 2008, Alachua County had not participated in any joint ventures with any other governmental entities.

B. Government-wide and Fund Financial Statements

The basic financial statements of the County are composed of the following:

- Government-wide financial statements
- Fund financial statements
- Notes to the financial statements

1. Government-wide Financial Statements

Government-wide financial statements (the Statement of Net Assets and the Statement of Activities) provide financial information on County government as a whole, except for fiduciary activities.

These statements include separate columns for the government and business-type activities of the primary government and its component units. The effect of interfund activity has been eliminated from these statements. *Governmental activities*, which normally are supported by taxes and intergovernmental revenues, are reported separately from *business-type activities*, which rely to a significant extent on fees and charges for support. Likewise, the *primary government* is reported separately from certain legally separate *component units* for which the primary government is financially accountable.

The statement of activities shows the degree to which the direct expenses of a given function or segment are offset by program revenues. *Direct expenses* are those that are clearly related to a specific function or segment. *Program revenues* include a) charges to customers or applicants who purchase, use, or directly benefit from goods, services, or privileges provided by a given function or segment, and b) grants and contributions that are restricted to meeting specific requirements of a particular function or segment. Taxes and other items not properly included among program revenues are reported as *general revenues*.

Separate financial statements are provided for governmental funds, proprietary funds, and fiduciary funds, even though the latter are excluded from the government-wide financial statements. Major individual governmental funds and major enterprise funds are reported as separate columns in the fund financial statements.

ALACHUA COUNTY, FLORIDA
NOTES TO FINANCIAL STATEMENTS
SEPTEMBER 30, 2008

2. Fund Financial Statements

The accounts of the County are organized on the basis of funds, each of which is considered a separate accounting entity. The operations of each fund are accounted for with a separate set of self-balancing accounts that comprise its assets, liabilities, fund equity, revenue, and expenditures or expenses, as appropriate. Government resources are allocated to, and accounted for, in individual funds based upon the purposes for which they are to be spent and the means by which spending activities are controlled.

Fund financial statements for the County's governmental, proprietary, and fiduciary funds are presented after the government-wide financial statements. These statements show information about major funds individually and nonmajor funds in the aggregate for governmental and enterprise funds. The fiduciary statement includes financial information for the agency funds. The agency funds of the County primarily represent assets held by the County in a custodial capacity for other individuals or governments.

GASB 34 sets forth minimum criteria (percentage of the assets, liabilities, revenues or expenditures/expenses of either fund category and the governmental and enterprise combined) for the determination of major funds. The nonmajor funds are combined in a column in the fund financial statements and detailed in the supplemental information section.

Governmental Major Funds

General Fund - The General Fund is the general operating fund of the County. It is used to account for all financial resources not accounted for in another fund.

CHOICES – Pursuant to the August 2004 sales tax referendum, the County will receive a .25% sales tax from January 2005 through December 2011. This discretionary sales surtax will provide a broad range of health care services to the adult working uninsured Alachua County residents. The Board of County Commissioners has changed the initial requirements of the funds, which allows more residents to qualify.

Municipal Services Taxing Unit (MSTU) – This fund was established September 9, 1976 by Alachua County ordinances 76-85 and 86, and in accordance with Florida Statute 125.01(1)(q) to account for expanded Sheriff services, improved fire protection services, Animal Control services, Codes Enforcement activities and Solid Waste enforcement and administration. Funding is primarily provided from ad valorem taxes and revenues generated by various charges and fees for services provided by the departments. In FY03 the MSTU fund was split in order to segregate law enforcement services and other services. The Sheriff's Law Enforcement services are accounted for in MSTU Law Enforcement, and other unincorporated services are accounted for in MSTU Unincorporated Services. In FY07 the MSTU Unincorporated Services was split further to separate MSTU Fire Protection Services.

Gas Tax Uses – This fund was established by the Alachua County Board of County Commissioners Resolution 00-85 in accordance with Florida Statute 336.025 to account for fuel tax revenues which are collected from the Local Option Gas Tax, Seventh Cent County Gas Tax and Intragovernmental services charges disbursed to Alachua County to be expended in activities related to its transportation system. These activities include road and bridge maintenance, the Transportation Improvement Program, support for bus services for the disadvantaged, and fulfillment of related debt service requirements.

**ALACHUA COUNTY, FLORIDA
NOTES TO FINANCIAL STATEMENTS
SEPTEMBER 30, 2008**

Emergency Services – This fund, mainly supported by General Fund and MSTU transfers is a combination of various grants and designated revenues that are used for the specific purpose of fire rescue, emergency management, E-911 and disaster relief.

Sheriff – The Sheriff is an elected official of Alachua County and is responsible for the administration and operation of the Alachua County Sheriff's Office and the Sheriff's Department of the Jail.

Capital Projects Fund – The Capital Projects Fund is used to account for financial resources (a) that are restricted or legally limited to expenditure for or (b) that a government has publicly expressed its intention to use for the acquisition or construction of major capital facilities and renovations (other than those financed by the proprietary fund types).

Transportation Trust Fund – This fund is used to account for improvements to county roads using money transferred from the Gas Tax Uses fund and from the Transportation Improvement Revenue Bonds, Series 2006 and 2008. The fund was established March 8, 2005 by resolution 05-20.

Enterprise Major Fund

Solid Waste System (400) – Accounts for revenues and expenses associated with refuse/garbage disposal, recyclable reclaiming, closure of landfills, and collection activities outside the mandated designated Alachua County collection area.

Enterprise Non-major Fund

Codes Enforcement (410) – This fund was established on October 1, 1998 to account for revenues and expenses associated with licenses, permits, fines and fees for services of the Department of Growth Management, Office of Codes Enforcement.

Other Fund Types

Internal Service Funds – Internal service funds account for services provided primarily to other departments of the County on a cost-reimbursement basis including Computer Replacement, Self-insurance, Fleet Management, Telephone Service, Vehicle Replacement and Health Insurance funds.

Trust and Agency Funds – Trust and agency funds are used to account for the collection and disbursement of monies by the County on behalf of other governments and individuals; examples are cash bonds, traffic fines, support payments, other post-employment benefits trust and ad valorem taxes.

Non-current Governmental Assets/Liabilities

GASB Statement 34 requires non-current governmental assets, such as land and buildings, non-current governmental liabilities such as general obligation bonds, and revenue bonds and capital leases, to be reported in the governmental activities column in the government-wide Statement of Net Assets.

ALACHUA COUNTY, FLORIDA
NOTES TO FINANCIAL STATEMENTS
SEPTEMBER 30, 2008

C. Measurement Focus, Basis of Accounting, and Financial Statement presentation

1. Government-wide Financial Statements

The government-wide financial statements, proprietary fund financial statements, and fiduciary fund financial statements, are reported using the economic resources measurement focus and the accrual basis of accounting. Under the accrual basis of accounting, revenues, expenses, gains, losses, assets, and liabilities resulting from exchange and exchange-like transactions are recognized when the exchange takes place. Revenues, expenses, gains, losses, assets, and liabilities resulting from nonexchange transactions are recognized in accordance with the requirements of GASB Statement 33 – Accounting and Financial Reporting for Nonexchange Transactions.

Program revenues include charges for services, special assessments, and payments made by parties outside of the reporting government’s citizenry if that money is restricted to a particular program. Program revenues are netted with program expenses in the statement of activities to present the net cost of each program.

Amounts paid to acquire capital assets are capitalized as assets in the government-wide financial statements, rather than reported as expenditures. Proceeds of long-term debt are recorded as liabilities in the government-wide financial statements, rather than as “an other financing source”. Amounts paid to reduce the County’s long-term indebtedness are reported as a reduction of related liability, rather than as expenditures.

The effect of interfund activity has been eliminated from the government-wide financial statements. The County chooses to eliminate indirect costs between governmental activities to avoid a “doubling up” effect.

2. Governmental Fund Financial Statements

Governmental fund financial statements are reported using the current financial resources measurement focus and the modified accrual basis of accounting. Revenues are recognized when they are both measurable and available. Revenues are considered to be available when they are collected within the current period or soon enough thereafter to pay liabilities of the current period. For this purpose, the County considers revenues to be available if they are collected within 30 days of the end of the current fiscal period. Expenditures generally are recorded when a liability is incurred, as under accrual accounting. Franchise fees, licenses, sales taxes, gas taxes, operating and capital grants, and interest associated with the current fiscal period are all considered to be susceptible to accrual and have been recognized as revenues of the current fiscal period. All other revenue items are considered to be measurable only when the County receives cash.

Under the current financial resources measurement focus, only current assets and current liabilities are generally included on the balance sheet. The reported fund balance is considered to be a measure of “available spendable resources”. Governmental funds operating statements present increases (revenues and other financing sources) and decreases (expenditures and other financing uses) in net current assets. Accordingly, they are said to present a summary of sources and uses of “available spendable resources” during a period.

Because of their spending measurement focus, expenditure recognition for governmental fund types exclude amounts represented by noncurrent liabilities. Since they do not affect net current assets, such long-term amounts are not recognized as governmental fund type expenditures or funds liabilities.

**ALACHUA COUNTY, FLORIDA
NOTES TO FINANCIAL STATEMENTS
SEPTEMBER 30, 2008**

Amounts expended to acquire capital assets are recorded as expenditures in the year that resources were expended, rather than as fund assets. The proceeds of long-term debt are recorded as an other financing source rather than as a fund liability. However, debt service expenditures, as well as expenditures related to compensated absences and claims and judgments, are recorded only when payment is due.

3. Proprietary Fund Financial Statements

The County's enterprise funds and internal service funds are proprietary funds. In the fund financial statements, proprietary funds are presented using the accrual basis of accounting and the economic resources measurement focus. Proprietary fund type operating statements present increases (revenues) and decreases (expenses) in total net assets. Proprietary fund operating revenues, such as charges for services, result from exchange transactions associated with the principal activity of the fund. Exchange transactions are those in which each party receives and gives up essentially equal values. Non-operating revenues, such as subsidies and investment earnings, result from non-exchange transactions or ancillary activities. Operating expenses include those costs associated with the principal activities of the funds; currently there are no non-operating expenses in the County's proprietary funds

Amounts paid to acquire capital assets are capitalized as assets in the fund financial statements, rather than reported as expenditures. Proceeds of long-term debt would be recorded as a liability in the fund financial statements, rather than as "an other financing source". Amounts paid to reduce long-term indebtedness would be reported as a reduction of the related liabilities, rather than as an expense. Currently, the proprietary funds carry no debt.

The County applies all GASB pronouncements as well as all FASB Statements and Interpretations, APB Opinions and Accounting Research Bulletins, issued on or before November 30, 1989, which do not conflict with or contradict GASB pronouncements. The County has elected not to follow private sector FASB statements and Interpretations, issued after November 30, 1989.

4. Fiduciary Fund Financial Statements

Fiduciary funds include trust funds and agency funds. All trust funds use the economic resources measurement focus and accrual basis of accounting. The County has one trust fund – the Other Post-employment Benefits (OPEB) fund. Agency funds are unlike all other types of funds and report only assets and liabilities. So, agency funds do not have a measurement focus, but do use an accrual basis of accounting to recognize receivables and payables.

D. Assets, Liabilities and Net Assets

1. Cash and Equivalents

Cash and equivalents are defined as short-term highly liquid investments that are both readily convertible to known amounts of cash and have an original maturity of three months or less. This includes cash in banks, repurchase agreements with financial institutions, petty cash, cash with claims administrators, balances in the State Board of Administration Investment Pool, money market funds and US Treasury securities.

2. Investments

Investments for the County are reported at fair value, in accordance with GASB Statement No. 31.

ALACHUA COUNTY, FLORIDA
NOTES TO FINANCIAL STATEMENTS
SEPTEMBER 30, 2008

3. Receivables and Payables

Activity between funds that are representative of lending/borrowing arrangements outstanding at the end of the fiscal year are referred to as "due to/from other funds". Any residual balances outstanding between the governmental activities and business-type activities are reported in the government-wide financial statements as "internal balances".

Advances between funds, as reported in the fund financial statements, are offset by a fund balance reserve account in applicable governmental funds to indicate that they are not available for appropriation and are not expendable available financial resources.

4. Inventories and Prepaid Items

Inventories, consisting primarily of expendable items (materials and supplies), are determined by physical count at the County's fiscal year-end and valued at cost on the basis of the "first-in first-out" method of accounting. Inventory shown in the Governmental Funds consists of fuel, veterinary and medical supplies, vehicle parts and road materials. Inventory is recorded as an expenditure when consumed (consumption method) rather than when purchased.

Certain payments to vendors reflect costs applicable to future accounting periods and are recorded as prepaid items in both government-wide and fund financial statements.

5. Restricted Assets

Certain funds of the County are classified as restricted assets on the statement of net assets because a restriction is either imposed by law through constitutional provisions or enabling legislation, or imposed externally by creditors, grantors, contributors, or laws or regulations of other governments. Therefore, applicable laws and regulations limit their use. It is the practice of the County to utilize restricted net assets before unrestricted net assets.

Certain Solid Waste System Enterprise Fund assets are required to be segregated from other current assets. These assets are legally restricted for specific purposes, such as landfill post closure care. A portion of net assets is restricted for current annual closure costs. See Notes 1.D.8 and 8.K.

6. Capital Assets

Capital assets, which include property, plant, equipment, and infrastructure assets (e.g. roads, right of ways, bridges, sidewalks, traffic signals, storm water drainage and similar items), are reported in the applicable governmental or business-type activities columns in the government-wide financial statements. Alachua County defines capital assets to include items of a nonconsumable nature with a value of at least \$1,000 and a life of one year or more.

Roads, bridges, traffic signals, and storm water basins constructed prior to October 1, 2000 are reported at estimated historical cost. Donated capital assets are recorded at estimated fair market value at the time of donation. The costs of normal maintenance and repairs that do not add to the value of the asset or materially extend its useful life are not capitalized. Major outlays for capital assets and improvements are capitalized as projects are constructed.

**ALACHUA COUNTY, FLORIDA
 NOTES TO FINANCIAL STATEMENTS
 SEPTEMBER 30, 2008**

The Board holds legal title to the capital assets used in the operations of the Board of County Commissioners, Property Appraiser, Tax Collector, Clerk of the Circuit and County Courts, and Supervisor of Elections and is accountable for them under Florida law. Under Florida Law, the Sheriff is accountable for maintaining capital asset records for equipment used in her operations.

The County’s capital assets are depreciated using the straight-line method over the following estimated useful lives:

ASSETS	YEARS
Buildings/improvements	10 - 50
Equipment	2 - 20
Infrastructure	10 - 50

7. Capitalization of Interest

GASB 37 requires capitalization of bond issue interest costs during the construction period for Proprietary activities. These costs are netted against applicable interest earnings on construction fund investments. During the current period, the County did not have any capitalized interest.

8. Landfill Closure Costs

The County has adopted a policy based on U.S. Environmental Protection Agency rules and in accordance with Florida Law sets aside funds for the post closure care costs of the County’s closed landfills.

The County has no landfills that are currently accepting waste. Within the Solid Waste System Enterprise Fund, deposits are made to the fund's other cash and equivalents account for the purpose of complying with the escrow requirements of Rule 17-701.630, Florida Administrative Code. This rule requires the County to annually deposit funds in an interest-bearing escrow account for the purpose of funding the estimated landfill post closure cost. This amount is represented as “Restricted Assets” on the Statement of Net Assets. Per the above rule, an audited report is filed each year with the Florida Department of Environmental Protection.

The liability on the face of the statements is equal to the total estimated cost of post closure care. The estimates are reviewed and adjusted each year for changes resulting from inflation, deflation, technology, or changes in applicable laws or regulations.

9. Unearned Revenue

Unearned revenues are recognized as revenue in the fiscal year in which they are earned, in accordance with the accrual basis of accounting. Unearned revenues reported in governmental fund financial statements represent revenues that are measurable but not available.

10. Accrued Compensated Absences

The County accrues accumulated unpaid vacation and sick leave when earned by employees. The amount estimated to be used in the following fiscal year is the current amount. The amount estimated to be used in subsequent fiscal years is the non-current amount. The current and non-current amounts for government funds are maintained separately and represent a reconciling item between the fund and the government-wide presentations.

**ALACHUA COUNTY, FLORIDA
NOTES TO FINANCIAL STATEMENTS
SEPTEMBER 30, 2008**

11. Obligation for Bond Arbitrage Rebate

Pursuant to Section 148(f) of the U. S. Internal Revenue Code, the County must rebate to the United States Government the excess of interest earned from the investment of certain debt proceeds and pledged revenues over the yield rate of the applicable debt. The County uses the “revenue reduction” approach in accounting for rebatable arbitrage, which treats excess earnings as a reduction of revenue.

12. Unamortized Bond Costs and Bond Discounts/Premiums

In the government-wide statements bond issuance costs and legal fees associated with the issuance of governmental fund bonds are amortized over the life of the bonds using the straight-line method of accounting and are reported as deferred charges. Bond discounts and premiums associated with the issuance of governmental bonds are amortized according to the straight-line method. For financial reporting, unamortized bond discounts and premiums are netted against the applicable long-term debt.

In the fund financial statements, governmental fund types recognize bond premiums and discounts, as well as bond issuance costs, during the current period. The face amount of debt issued is reported as other financing sources. Premiums received on debt issuances are reported as other financing sources while discounts on debt issuances are reported as other financing uses. Issuance costs, whether or not withheld from the actual debt proceeds received, are reported as debt service expenditures.

13. Encumbrances

Encumbrance accounting, under which purchase orders, contracts and other commitments for expenditure of monies are recorded in order to reserve that amount of the applicable appropriation, is employed in the governmental funds. Encumbrances are not the equivalent of expenditures; therefore, the encumbrances are reported as reservations of fund balances at year-end and reappropriated the following year.

14. Reserves/Designations of Fund Balances and Net Assets

In the fund financial statements, reserves and designations of fund balance represent portions of fund balances that cannot be appropriated for expenditures or which have been legally segregated for specific future uses. A portion of Capital Projects fund balance, including the Alachua County Forever Legacy Lands fund balances, and Debt Service fund balance is reserved because of bond covenants or other capital grant requirements.

Net assets of the Self Insurance Fund and the Health Insurance Fund are reserved for anticipated future catastrophic losses pursuant to County ordinance and Governmental Accounting Standards Board Statement No.10.

**ALACHUA COUNTY, FLORIDA
NOTES TO FINANCIAL STATEMENTS
SEPTEMBER 30, 2008**

NOTE 2 – RECONCILIATION OF GOVERNMENT-WIDE AND FUND FINANCIAL STATEMENTS

A. Explanation of Differences Between the Governmental Fund Balance Sheet and the Government-wide Statement of Net Assets

Total fund balances of the County’s governmental funds of \$141,900,943 differs from net assets of governmental activities of \$549,173,449 reported in the Statement of Net Assets. This difference results from the long-term economic focus of the Statement of Net Assets versus the current financial resources focus of the governmental fund balance sheet.

Capital Related Items

When capital assets (property, plant, equipment) that are to be used in governmental activities are purchased or constructed, the cost of those assets are reported as expenditures in governmental funds. However, the Statement of Net Assets includes those capital assets among the assets of the County as a whole.

Cost of capital assets	\$ 884,738,093
Accumulated depreciation	<u>(376,471,398)</u>
Total capital assets	<u>\$ 508,266,695</u>

Deferred Charges and Long-term Debt Transactions

Deferred Charges of \$1,599,689 represent bond issue costs and legal fees associated with the issuance of bonds. These charges are amortized over the life of the bonds.

1999 Public Improvement Revenue Bonds	\$ 8,264
2003 Alachua County Forever General Obligation Bonds	50,588
2006 Alachua County Gas Tax Revenue Bonds	276,698
2007(A)(B) Public Improvement Revenue Refunding Bond	847,350
2008 Alachua County Gas Tax Revenue Bonds	416,789
Total deferred charges	<u>\$ 1,599,689</u>

Long-term liabilities applicable to the County’s governmental activities are not due and payable in the current period and accordingly are not reported as fund liabilities. All liabilities (both current and long-term) are reported in the Statement of Net Assets. Balances at September 30, 2008 were:

Bonds payable – 1999 Public Improvement Revenue Bonds	\$ 380,000
Less: Discount	(8,786)
Bonds payable – 2003 Alachua County Forever General Obligation Bonds	5,375,000
Plus: Premium	21,811
Bond payable – 2006 Alachua County Gas Tax Revenue Bonds	13,805,000
Less: Discount	(37,784)
Bond payable– 2007(A)(B) Public Improvement Revenue Refunding Bond	60,330,000
Plus: Premium	721,116
Less: Deferred Loss on Refunding Public Improvement Revenue Bond (B)	(1,257,202)
Bond payable- 2008 Alachua County Gas Tax Revenue Bonds	18,245,000
Plus: Premium	199,082
Pooled Commercial Paper Program	13,300,000
Compensated absences	12,161,420
Total long-term liabilities	<u>\$ 123,234,657</u>

ALACHUA COUNTY, FLORIDA
NOTES TO FINANCIAL STATEMENTS
SEPTEMBER 30, 2008

Accrued Interest

Accrued liabilities in the Statement of Net Assets differ from the amount reported in governmental funds due to accrued interest on bonds and capital leases outstanding.

Interest Payable – 1999 Public Improvement Revenue Bonds	\$ 6,017
Interest Payable – 2003 Alachua County Forever General Obligation Bonds	87,992
Interest Payable – 2006 Alachua County Gas Tax Revenue Bonds	179,597
Interest Payable – 2007(A)(B) Public Improvement Revenue Refunding Bond	848,657
Interest Payable – 2008 Alachua County Gas Tax Revenue Bonds	<u>244,385</u>
Total accrued interest	<u>\$1,366,648</u>

Unearned Revenues

Unearned revenues in the Statement of Net Assets differ from the amount reported in governmental funds due to taxes receivables. Governmental fund financial statements report unearned revenues or revenues which are measurable but not available as unearned revenues. However, unearned revenues in governmental funds are subject to full accrual on government-wide financial statements.

Unearned revenues	<u>\$2,772,174</u>
-------------------	--------------------

Internal Service Funds

Management uses internal service funds to charge the costs of fleet management, computer replacement, vehicle replacement, telephone service, group health insurance and self-insurance activities to individual funds. The assets and liabilities of the internal service funds are included in governmental activities in the Statement of Net Assets because they primarily serve governmental activities of the County.

Internal service funds	<u>\$ 18,255,278</u>
------------------------	----------------------

Elimination of Interfund Receivables/Payables

Interfund receivables and payables between governmental funds must be eliminated from the Statement of Net Assets.

Interfund receivables/payables	<u>\$ 12,721,075</u>
--------------------------------	----------------------

Prepaid Items

Payments to vendors reflecting costs applicable to future accounting periods were not recorded as prepaid items in the fund financial statements and should be recorded as such in the government-wide statements.

Prepaid items	<u>\$ 979,975</u>
---------------	-------------------

ALACHUA COUNTY, FLORIDA
NOTES TO THE FINANCIAL STATEMENTS
SEPTEMBER 30, 2008

A. Explanation of Differences Between the Governmental Fund Balance Sheet and the Government-wide Statement of Net Assets - Continued

ASSETS	Total Governmental Funds	Capital Related Items	Long-term Debt Transactions
Equity in pooled cash & investments	\$ 109,080,079	\$ -	\$ -
Cash with fiscal agent	144,130	-	-
Other cash and equivalents	11,666,057	-	-
Sinking fund cash & equivalents	1,689,158	-	-
Investments	32,357,961	-	-
Receivables (net)	1,596,877	-	-
Due from other funds	12,972,779	-	-
Due from other governments	10,018,557	-	-
Inventories	611,529	-	-
Prepaid items	82,261	-	-
Deferred charges	-	-	1,599,689
Capital assets - net	-	508,266,695	-
Total assets	<u>\$ 180,219,388</u>	<u>\$ 508,266,695</u>	<u>\$ 1,599,689</u>
LIABILITIES & FUND BALANCES			
Liabilities:			
Accounts payable	\$ 13,746,713	\$ -	\$ -
Contracts payable	5,053,613	-	-
Accrued interest payable	-	-	-
Estimated liability for self insurance loss	-	-	-
Due to other funds	13,112,224	-	-
Due to other governments	3,087,156	-	-
Due to component units	-	-	-
Deposits	47,788	-	-
Deposits held in escrow	-	-	-
Unearned revenue	3,270,951	-	-
Accrued compensated absences	-	-	12,161,420
Capital leases	-	-	-
Bonds and notes payable (net)	-	-	111,073,237
Total liabilities	<u>38,318,445</u>	<u>-</u>	<u>\$123,234,657</u>
Fund balances/net assets	141,900,943	508,266,695	(121,634,968)
Total liabilities and fund balances/net assets	<u>\$ 180,219,388</u>	<u>\$ 508,266,695</u>	<u>\$ 1,599,689</u>

Interest Payable	Unearned Revenues	Internal Service Funds	Reclassifications & Eliminations	Statement of Net Assets
\$ -	\$ -	\$ 22,774,149	\$ -	\$ 131,854,228
-	-	-	-	144,130
-	-	-	-	11,666,057
-	-	-	-	1,689,158
-	-	-	-	32,357,961
-	-	55,245	-	1,652,122
-	-	45,200	(13,112,224)	(94,245)
-	-	17,250	-	10,035,807
-	-	209,414	-	820,943
-	-	111,915	979,975	1,174,151
-	-	-	-	1,599,689
-	-	4,976,942	-	513,243,637
<u>\$ -</u>	<u>\$ -</u>	<u>\$ 28,190,115</u>	<u>\$ (12,132,249)</u>	<u>\$ 706,143,638</u>
\$ -	\$ -	\$ 1,687,814	\$ -	\$ 15,434,527
-	-	15,925	-	5,069,538
1,366,648	-	-	-	1,366,648
-	-	7,215,744	-	7,215,744
-	-	-	(13,112,224)	-
-	-	18,390	-	3,105,546
-	-	-	-	-
-	-	-	-	47,788
-	-	-	-	-
-	(2,772,174)	768,050	-	1,266,827
-	-	228,914	-	12,390,334
-	-	-	-	-
-	-	-	-	111,073,237
<u>\$1,366,648</u>	<u>(\$2,772,174)</u>	<u>\$9,934,837</u>	<u>(13,112,224)</u>	<u>156,970,189</u>
(1,366,648)	2,772,174	18,255,278	979,975	549,173,449
<u>\$ -</u>	<u>\$ -</u>	<u>\$ 28,190,115</u>	<u>\$ (12,132,249)</u>	<u>\$ 706,143,638</u>

**ALACHUA COUNTY, FLORIDA
 NOTES TO FINANCIAL STATEMENTS
 SEPTEMBER 30, 2008**

B. Explanation of Differences Between Governmental Fund Operating Statements and the Statement of Activities

The net change in fund balances for governmental funds of \$2,167,585 differs from the change in net assets for governmental activities of \$19,992,162 reported in the Statement of Activities. The difference arises primarily from the long-term economic focus of the Statement of Activities versus the current financial resources focus of the governmental funds operating statement. The effect of the differences is illustrated below.

Capital Related Items

When capital assets that are to be used in governmental activities are purchased or constructed, the resources expended for those assets are reported as expenditures in governmental funds. However, in the Statement of Activities, the cost of those assets is allocated over their estimated useful lives and reported as depreciation expense. As a result, fund balances decrease by the amount of the financial resources expended, whereas net assets decrease by the amount of depreciation expense charged for the year.

Capital outlay	\$ 35,911,519
Depreciation expense	<u>(23,339,800)</u>
Difference	<u>\$ 12,571,719</u>

In the Statement of Activities, only the gain on the sale of capital assets is reported. However, in the governmental funds, the proceeds from the sale can increase or decrease financial resources. Thus, the change in net assets differs from the change in fund balance by the cost of capital assets sold.

Sale of capital assets:	
Loss	\$ (33,829)
Total change	<u>\$ (33,829)</u>

Donations of capital assets are not included as revenues in governmental funds. However, for government-wide reporting, these assets are recognized as revenue on the Statement of Activities.

Capital asset donations	<u>\$ 14,758,265</u>
-------------------------	----------------------

Long-term Debt Transactions

In the Statement of Activities, debt and capital lease proceeds increase long-term liabilities. However, in the governmental funds, debt and capital lease proceeds are treated as other financing sources since they provide current financial resources to governmental funds.

Issuance of debt	\$ 18,245,000
Premium on long-term debt	205,043
Total	<u>\$ 18,450,043</u>

Deferred charges are recorded and amortized in the government-wide statements but not in the fund statements.

Deferred charges	<u>\$ 315,998</u>
------------------	-------------------

ALACHUA COUNTY, FLORIDA
NOTES TO FINANCIAL STATEMENTS
SEPTEMBER 30, 2008

Repayments of bond principal and capital lease principal are reported as an expenditure in the governmental funds and thus have the effect of reducing fund balance because current financial resources have been used. However, the principal payments reduce the liabilities in the Statement of Net Assets and do not result in an expense in the Statement of Activities.

Bond principal payments made	\$ (7,040,000)
Deferred loss on refunding	60,105
Discounts amortized	11,712
Premium amortized	(53,628)
Total	<u>\$ (7,021,811)</u>

Some expenses reported in the Statement of Activities do not require the use of current financial resources and therefore are not reported as expenditures in governmental funds.

Net change in compensated absences	\$ (342,870)
Net accrued interest payable	(183,211)
Net adjustment	<u>\$ (526,081)</u>

Internal Service Funds Operating Gain

The assets and liabilities of the internal service funds are included in governmental activities in the Statement of Net Assets and the operating gain is entirely allocated to governmental activities in the Statement of Activities because they primarily serve governmental activities of the County. In fiscal year 2008, internal service funds incurred a total operating gain of \$2,228,606.

Internal service funds allocated program expenses	\$ (92,100)
Program revenues	2,020,014
Internal service funds non-operating revenues	300,692
Net change in assets	<u>\$ 2,228,606</u>

Accrued Tax Revenues

Some tax revenues are not recognized in the current period because the resources are not available and therefore these revenues are not reported in the fund.

Accrued tax revenues	<u>\$ (508)</u>
----------------------	-----------------

Reclassification and Eliminations

Transfers in and transfers out in the amount of \$126,988,922 between governmental activities should be eliminated. Transfers to the component unit have been reclassified as expenditures to the County rather than transfers. Indirect costs charged between governmental funds have been eliminated as well as Public Works department intergovernmental activities. Prepaid items that were previously expensed have been reclassified as governmental assets. These revenues and expenditures must be eliminated to avoid double counting.

Net change in prepaid items	<u>\$ (61,361)</u>
-----------------------------	--------------------

ALACHUA COUNTY, FLORIDA
NOTES TO THE FINANCIAL STATEMENTS
SEPTEMBER 30, 2008

**B. Explanation of Differences Between Governmental Fund Operating Statements and the Statement of Activities -
Continued**

REVENUES	Total Governmental Funds	Capital Outlay Transactions	Long-term Debt Transactions
Taxes	\$ 147,902,738	\$ -	\$ -
Licenses and permits	385,456	-	-
Intergovernmental	33,498,255	-	-
Charges for services	29,087,532	-	-
Fines and forfeitures	2,670,300	-	-
Investment income	4,279,090	-	-
Special assessments	5,971,120	-	-
Private donations	65,748	14,758,265	-
Miscellaneous	4,116,501	(4,722)	-
Total revenues	<u>227,976,740</u>	<u>14,753,543</u>	<u>-</u>
EXPENDITURES			
Administration	54,146,785	161,045	(7,022,950)
Community services	15,944,781	299,613	-
Corrections	30,955,290	(4,481,413)	16,444
Courts	22,512,878	(310,237)	8,708
Culture and recreation	2,481,845	(539,611)	26,132
Economic environment	2,284,582	(286)	-
Emergency services	35,105,185	(2,790,318)	14,856
Environmental services	9,657,957	(6,707,591)	17,404
Growth management	4,908,695	(63,587)	-
Law enforcement	32,756,409	690,867	-
Solid waste collection	4,568,168	(61,804)	-
Transportation	24,769,782	1,231,603	(398,403)
Interest on long-term debt	4,076,250	-	-
Total expenditures	<u>244,168,607</u>	<u>(12,571,719)</u>	<u>(7,337,809)</u>
Excess of revenues over (under) expenditures	<u>(16,191,867)</u>	<u>27,325,262</u>	<u>7,337,809</u>
OTHER FINANCING SOURCES (USES)			
Transfers in	126,869,224	-	-
Transfers out	(126,988,922)	-	-
Issuance of debt	18,245,000	-	(18,245,000)
Premium on issuance of debt	205,043	-	(205,043)
Sale of capital assets	29,107	(29,107)	-
Total other financing sources (uses)	<u>18,359,452</u>	<u>(29,107)</u>	<u>(18,450,043)</u>
Net change in fund balances	2,167,585	27,296,155	(11,112,234)
Fund balances at beginning of year	<u>139,733,358</u>	<u>480,970,540</u>	<u>(98,361,314)</u>
Fund balances at end of year	<u>\$ 141,900,943</u>	<u>\$ 508,266,695</u>	<u>\$ (109,473,548)</u>

Compensated Absences	Accrued Interest Expenses	Unearned Revenues	Internal Service Funds	Reclassifications and Eliminations	Statement of Activities
\$ -	\$ -	\$ 115,646	\$ -	\$ -	\$ 148,018,384
-	-	-	-	-	385,456
-	-	(114,578)	-	-	33,383,677
-	-	(1,576)	1,025,986	(5,438,132)	24,673,810
-	-	-	-	-	2,670,300
-	-	-	149,975	-	4,429,065
-	-	-	-	-	5,971,120
-	-	-	-	-	14,824,013
-	-	-	1,144,745	(1,837,296)	3,419,228
-	-	(508)	2,320,706	(7,275,428)	237,775,053
209,698	-	-	1,619,646	(5,113,133)	44,001,091
38,240	-	-	(49,247)	(69,454)	16,163,933
(16,854)	-	-	173,016	(1,967)	26,644,516
25,387	-	-	(159,423)	182,548	22,259,861
2,177	-	-	(10,816)	-	1,959,727
4,318	-	-	(4,226)	(114,906)	2,169,482
34,058	-	-	(370,205)	(103,940)	31,889,636
21,292	-	-	(21,148)	(183,675)	2,784,239
71,521	-	-	(52,223)	-	4,864,406
(52,096)	-	-	(539,119)	(361,796)	32,494,265
7,420	-	-	(21,893)	(201,756)	4,290,135
(2,291)	-	-	(472,262)	(1,245,988)	23,882,441
-	183,211	-	-	-	4,259,461
342,870	183,211	-	92,100	(7,214,067)	217,663,193
(342,870)	(183,211)	(508)	2,228,606	(61,361)	20,111,860
-	-	-	-	(126,988,922)	(119,698)
-	-	-	-	126,988,922	-
-	-	-	-	-	-
-	-	-	-	-	-
-	-	-	-	-	-
-	-	-	-	-	(119,698)
(342,870)	(183,211)	(508)	2,228,606	(61,361)	19,992,162
(11,818,550)	(1,183,437)	2,772,682	16,026,672	1,041,336	529,181,287
\$ (12,161,420)	\$ (1,366,648)	\$ 2,772,174	\$ 18,255,278	\$ 979,975	\$ 549,173,449

**ALACHUA COUNTY, FLORIDA
NOTES TO FINANCIAL STATEMENTS
SEPTEMBER 30, 2008**

NOTE 3 - STEWARDSHIP, COMPLIANCE, AND ACCOUNTABILITY

The County uses the following procedures in establishing the budgetary data reflected in the financial statements.

- (1) The County adopts its budget in accordance with Chapters 129 and 200 of the Florida Statutes, the County Charter, and County Policy.
 - (a) The County and County Manager follow an internal hearing process to set the proposed tentative budget and millage.
 - (b) Public hearings are then held to adopt both a tentative budget and millage, and a final budget and millage, in accordance with Chapters 129 and 200, Florida Statutes.
- (2) Level of Control - Expenditures may not exceed appropriations and are controlled in the following manner:
 - (a) The budget is controlled according to Chapter 129, Florida Statutes, at the total fund level.
 - (b) The County has adopted more stringent policies that control expenditures on the major category (Personal Services, Operating, Capital Outlay, Debt Service, and Non-Operating) level within funds.
 - (c) The County, additionally, has adopted a Budget Amendment Policy that allows the County Manager to transfer budget amounts within departments and funds.
 - (d) The Board must authorize all budget changes between funds.
- (3) Budgets for the governmental and proprietary fund types are adopted on a basis consistent with generally accepted accounting principles.
- (4) Appropriations for the County lapse at the close of a fiscal year. Encumbered appropriations are re-appropriated in the ensuing year's budget.
- (5) Budget for the Clerk's Fine and Forfeiture special revenue fund are approved by the Florida Clerk of Courts Operations Corporation and the Board.
- (6) Formal budgetary integration is used as a management control device for all funds of the County.
- (7) The following is a comparison of the appropriations to total expenses for the proprietary funds for the fiscal year ended September 30, 2008:

		Appropriations	Total Expenses	Variance with Final Budget Positive/(Negative)
Enterprise Funds	Solid Waste System	\$ 13,686,975	\$ 12,699,941	\$ 987,034
	Codes Enforcement	2,192,236	1,730,004	462,232
Internal Service Funds	Computer Replacement	540,028	540,027	1
	Self Insurance	3,445,517	2,919,447	526,070
	Fleet Management	4,489,882	4,141,536	348,346
	Telephone Service	1,200,899	1,124,563	76,336
	Vehicle Replacement	1,205,462	858,240	347,222
	Health Insurance	15,793,734	15,748,365	45,369

**ALACHUA COUNTY, FLORIDA
NOTES TO FINANCIAL STATEMENTS
SEPTEMBER 30, 2008**

NOTE 4 - CASH AND INVESTMENTS

The County, for accounting and investment purposes, maintains a cash and investment pool for all County funds, except for those monies which are legally restricted to separate administration or administered by other agencies. This gives the County the ability to invest large amounts of idle cash for short periods of time and maximize earning potential. Each fund's portion of the pool is displayed on the governmental funds balance sheet as "equity in pooled cash and investments."

Deposits and investments as of September 30, 2008 are classified in the accompanying financial statements as follows:

Statement of Net Assets

Primary Government

Equity in pooled cash and investments	\$ 140,632,592
Cash with claims administrator	144,130
Other cash and equivalents	11,666,057
Sinking fund cash and equivalents	1,689,158
Investments	32,357,961
Restricted cash and investments	4,812,558

Component Units

Equity in pooled cash and investments	459,285
---------------------------------------	---------

Fiduciary Assets

Equity in pooled cash and investments	401,852
Other cash and equivalents	6,462,843
Investments	782,469

Total cash and investments	<u><u>\$ 199,408,905</u></u>
-----------------------------------	------------------------------

Deposits and investments as of September 30, 2008:

Primary Government

Deposits with financial institutions	\$ 15,237,173
Investments	176,065,283

Component Units

Investments	459,285
-------------	---------

Fiduciary Assets

Deposits with financial institutions	6,462,843
Investments	1,184,321

Total cash and investments	<u><u>\$ 199,408,905</u></u>
-----------------------------------	------------------------------

A. Cash Deposits

Deposits in banks and thrift institutions are collateralized as public funds through a State procedure provided for in Chapter 280, Florida Statutes. Financial institutions qualifying as public depositories are required to pledge eligible collateral having a market value equal to or greater than the average daily or monthly balance of all public deposits times the depository's

ALACHUA COUNTY, FLORIDA
NOTES TO FINANCIAL STATEMENTS
SEPTEMBER 30, 2008

collateral. The Public Deposit Security Trust Fund has a procedure to allocate and recover losses in the event of a default or insolvency. When public deposits are made in accordance with Chapter 280, no public depositor shall be liable for any loss thereof. All operating cash deposits of the County are placed with qualified financial institutions and are fully insured or collateralized. Deposits of the Component Units are insured or collateralized by the Federal Depository Insurance Corporation.

B. Investments

The County has formally adopted investment policies for operating funds, each with its own set of legal and contractual provisions as described below.

The County adopted the Operating Fund Investment Policy with Resolution 95-8, which provides for the investment of surplus operating public funds in the following instruments, none of which shall be in the form of derivatives. The following types of investments are allowed by the policy:

- The State Board of Administration's Florida Local Government Investment Pool (LGIP and Fund B)
- Negotiable direct obligations, or obligations which are unconditionally guaranteed by the United States Government
- Interest-bearing time deposits or savings accounts in certain financial institutions provided that any such deposits are secured by collateral as may be prescribed by law
- Obligations of the Federal Farm Credit Banks, Federal Home Loan Mortgage Corporation, or Federal Home Loan Bank or its district banks, including Federal Home Loan Mortgage Corporation participation certificates, or obligations guaranteed by the Government National Mortgage Association.
- Securities of or other interests in, any registered open-end or closed-end management type investment company or investment trust provided the portfolio of such investment company or investment trust is limited to obligations of the United States Government or any agency or instrumentality thereof and to repurchase agreements fully collateralized by such United States Government obligations and provided such investment company or investment trust takes delivery of such collateral either directly or through an authorized custodian.

**ALACHUA COUNTY, FLORIDA
NOTES TO FINANCIAL STATEMENTS
SEPTEMBER 30, 2008**

Summary of Investments (detail description of investments follows):

Primary Government Investments:

US Treasury Securities and Federal Agencies (PFM)	\$ 88,440,471
Fidelity Treasury Money Market Fund AAAM	25,472,415
SBA - Local Government Investment Pool (Fund A)	56,472,286
SBA – Pool B Trust	5,680,111
Sub-total Primary Government Investment	<u>176,065,283</u>

Component Units – Investments:

SBA – Local Government Investment Pool (Fund A)	459,285
---	---------

Fiduciary Fund – Investments:

SBA – Local Government Investment Pool (Fund A)	401,852
SBA – Pool B Trust	341,469
Florida Municipal Pension Trust Fund (OPEB)	441,000
Sub-total Fiduciary Fund Investments	<u>1,184,321</u>

Total Investments	<u>\$177,708,889</u>
--------------------------	-----------------------------

The County contracts with PFM Asset Management LLC, Independent Investment Advisor, to invest in US Treasury and Federal Agency securities and notes on behalf of the County. At year end, the County had \$40,720,869 invested with PFM with maturities of less than 90 days and had \$47,719,602 invested with PFM with maturities greater than 90 days (but less than two years) – the total of which is recorded as investments.

In addition to the above, the County had \$25,472,415 invested in Fidelity Treasury Money Market Fund-AAAM rating. This money market fund is held in the trust department at Regions Bank and is also used as a sweep account for individual security transactions bought and sold by PFM Asset Management.

The County also invests in the State Board of Administration’s Local Government Investment Pool. The State Pool is administered by the Florida State Board of Administration (SBA), which provides regulatory oversight. The powers and duties of the SBA are defined in Florida Statute 218.409. In addition, Chapter 19-7 of the Florida Administrative Code identifies the rules and regulations governing the administration of the State Pool. These rules provide guidance and establish the general operating procedures for the administration of the pool. As a pool participant, the County owns a share of the respective pool, not the underlying securities.

The SBA reported that the State Pool was exposed to potential risks due to indirect exposure in the sub-prime mortgage financial market, and placed some restrictions on how local governments could access portions of their surplus funds. The SBA engaged BlackRock Financial Management Inc., a provider of global investment management services, to undertake an assessment of the status of the investments of the State Pool. On December 4, 2007, based on

ALACHUA COUNTY, FLORIDA
NOTES TO FINANCIAL STATEMENTS
SEPTEMBER 30, 2008

recommendations from BlackRock, the SBA restructured the State Pool into two separate pools – Fund A, the Local Government Investment Pool (LGIP) & Fund B Pool.

The LGIP is an external investment pool that has adopted operating procedures consistent with the Securities and Exchange Commission's investment requirements for a "2a7-like" fund and the fair value of the position in the pool is equal to the value of the pool shares. At year-end, the County, including component units and fiduciary funds had investments in the LGIP with a fair value of \$57,333,423 and a weighted average days to maturity of 8.5 days. Standard and Poor's Ratings Services assigned its "AAAm" principal stability fund rating to the LGIP as of September 30, 2008.

In May 2008, the Governor of Florida signed Senate Bill 2422 into law, which legally created the Fund B Surplus Funds Trust Fund (formerly Fund B Pool). Pursuant to F.S. 218.421(1)(a), the purpose of the Fund B Surplus Funds Trust Fund is to maximize the payout of principal on invested surplus funds of units of local government formerly in Fund B Pool through a prudent work out of the trust fund with the ultimate goal of self-liquidating the trust fund through maturity and payout of the investments. At year-end, the County, including component units and fiduciary funds had investments in Fund B with a fair value of \$6,021,580 and a weighted average life of 9.36 years. Fund B is not rated by any nationally recognized statistical rating agency and has not participated in a securities lending program as of September 30, 2008.

Additional information may be obtained from the State Board of Administration (www.sbafla.com).

Lastly, in 2008, the County adopted resolution 08-104 which established the Alachua County Other Post Employment Benefit Trust (OPEB Trust), a qualifying trust, and began funding its OPEB Plan obligation. The OPEB Trust is reported on the Statement of Fiduciary Net Assets and had investments with a fair value of \$441,000 in the Florida Municipal Pension Trust Fund (FMPTF). The FMPTF is sponsored and administered by the Florida League of Cities. The Florida League of Cities established the FMPTF in 1983 for the purpose of collectively managing employee retirement plans and other post employment benefit plans of participating Florida governments. The FMPTF operates as a non-profit, tax-exempt entity that provides professional and cost-effective investment and administrative services for all types of retirement and OPEB plans.

Custodial Credit Risk – Deposits – Deposits are exposed to custodial credit risk if they are not covered by depository insurance and they are uncollateralized with securities held by the pledging financial institution's trust department or agent, but not in the County's name.

The County's operating investment policy requires that bank deposits be secured as provided by Chapter 280, Florida Statutes. This law requires local governments to deposit funds only in financial institutions designated as qualified public depositories by the Chief Financial Officer of the State of Florida, and creates the Public Deposits Trust Fund, a multiple financial institution pool with the ability to assess its member financial institutions for collateral shortfalls if a default or insolvency has occurred. At September 30, 2008, all County bank deposits were in qualified

ALACHUA COUNTY, FLORIDA
NOTES TO FINANCIAL STATEMENTS
SEPTEMBER 30, 2008

public depositories and collateralized by the Bureau of Collateral Securities, Division of the Treasury, State Department of Insurance. In addition, the Component Units' deposits are either entirely insured or collateralized by the Federal Depository Insurance Corporation or the Bureau of Collateral Securities, Division of the Treasury, State Department of Insurance.

Custodial Credit Risk – Investments – Investment securities are exposed to custodial credit risk if they are uninsured and are not registered in the name of the government and are held by either the counterparty or by the counterparty's trust department or agent but not in the government's name. The County's operating investment policy requires execution of a third-party custodial safekeeping agreement for all purchased securities, and requires that securities be held in the County's name. All of the securities purchase by the County are held in a third-party custodial bank in the County's name.

Credit Risk

Generally, credit risk is the risk that an issuer of an investment will not fulfill its obligation to the holder of the investment. This is measured by the assignment of a rating by a nationally recognized statistical rating organization. The County's operating investment policies have a provision that the investment (excluding 2a-7 like pools) be rated by a nationally recognized rating agency at the time of purchase in either of its two highest rating categories (within which there may be sub-categories or gradations indicating relative standing). This policy only applies to the County's operating investments.

Presented below is the rating as of year-end for each major investment type and classification:

<u>Investment Type</u>	<u>Rating</u>	<u>Fair Value</u>
2a-7 like Money Market	AAAm	\$ 57,333,423
Money Market Fund (Pool B)	Unrated	6,021,580
Fidelity Treasury MMF	AAAm	25,472,415
Federal Agency Bonds/Notes	AAA	35,668,540
Federal Agency Disc Notes	A-1+	39,979,410
US Treasury Notes	AAA	12,792,521
OPEB Trust (FMPTF)	Unrated	441,000
Total investments		<u>\$ 177,708,889</u>

ALACHUA COUNTY, FLORIDA
NOTES TO FINANCIAL STATEMENTS
SEPTEMBER 30, 2008

Interest Rate Risk - Investments Section 218.415(6), Florida Statutes, limits investment maturities to provide sufficient liquidity to pay obligations as they come due. The County has a formal investment policy for surplus operating funds that limits investment maturities to two years as a means of managing its exposure to fair value losses from increasing interest rates. Below is a detailed debt investment schedule organized by investment type, amount, and segmented time-distribution:

<u>Investment Type</u>	<u>Fair Value</u>	<u>0-3 Months</u>	<u>3 Months - 1 Year</u>	<u>Greater than 1 - Year</u>
County Operating Funds				
Federal Agency Bonds	\$ 35,668,540	\$ 4,769,031	\$ 30,899,509	-
Federal Agency Disc Notes	39,979,409	25,552,316	14,427,093	-
US Treasuries	12,792,522	10,399,522	2,393,000	-
SBA Pool B Trust	6,021,580	-	-	6,021,580
Fiduciary Funds				
FMPTF	441,000	336,086	104,914	-
Total debt investments	\$ 94,903,051	\$ 41,056,955	\$ 47,824,516	\$ 6,021,580

Concentration of Credit Risk - The County's adopted investment policy requires that assets held be diversified to control the risk of loss resulting from over-concentration of assets in a specific maturity, issuer, instrument, dealer, or bank through which these instruments are bought or sold. The County places no limit on the amount the County may invest in any one issuer. Diversification strategies within the established guidelines are reviewed and revised periodically as necessary by the appropriate management staff. More than 5 percent of the County's total cash and investments are with issuers Federal Home Loan Bank, Federal Home Loan Mortgage Corporation, and Fannie Mae. The investments in these issuers represent 25.10%, 6.26%, and 8.18%, respectively, of the County's total cash and investment portfolio (excluding component units and fiduciary funds).

C. Restricted Cash and Investments

The following chart illustrates cash and investments restricted by bond covenants or used to fund post-closure of the landfill:

	<u>Sinking Fund</u>	<u>Landfill Post Closure</u>
1999 Public Improvement Revenue Bond	\$ 66,342	\$ -
2003 Alachua County Forever G.O.	278,163	-
2006 Gas Tax Revenue Bond	230,632	-
2007 Public Improvement Revenue Bond-Series A & I	823,495	-
2008 Gas Tax Revenue Bond	290,526	-
Solid Waste System	-	4,812,558
Total Restricted Cash and Investments	\$ 1,689,158	\$ 4,812,558

ALACHUA COUNTY, FLORIDA
NOTES TO FINANCIAL STATEMENTS
SEPTEMBER 30, 2008

NOTE 5 - PROPERTY TAX

A. Real Property Taxes were certified on November 16, 2007. Property taxes receivable were reported in the General fund, Municipal Services Taxing Unit funds, MSBU Refuse Collection, Debt Service fund, Solid Waste fund and Tourist Development sub-fund as Due From Constitutional Officer (Tax Collector). Chapter 197, Florida Statutes, governs property tax collections.

B. The Property Tax Calendar and pertinent assessment/lien information is as follows:

1. *January 1* – All taxes become a first lien, superior to all other liens.
2. *July 1* - The Property Appraiser completes assessment and certifies the taxable value to the County.
3. *August 5* - The County certifies to the Property Appraiser the amount of taxes intended to be levied for both operations and debt service.
4. *September (1-30)* - The County holds its final budget hearings and adopts the tax levy for the ensuing fiscal year.
5. *November 1* - Taxes become due and payable before March 31.
6. *April 1* - All unpaid taxes become delinquent.
7. *June 1* – The Tax Collector sells tax certificates on all delinquent real estate parcels.
8. *June (1-30)* - The Tax Collector disburses proceeds of the tax certificate sale to the taxing authorities.
9. Prior to April 30 of the tax year following delinquency, warrants are ratified on unpaid Tangible Personal Property taxes.

C. Real Property Delinquent Tax Process

1. *April 1* - Unpaid taxes become delinquent.
2. *April 1 - May 31* - A list of delinquent parcels is advertised in a local newspaper. The owner can pay the tax due plus an interest charge of 3%, plus advertising fees if applicable.
3. *June 1* - If the owner has not paid, the Tax Collector sells a tax certificate on the parcel(s). Tax Certificates are sold for the amount of tax due on the property plus the advertising costs, interest due, and a 5% commission to the Tax Collector (= the "Face Amount"). When the certificate is redeemed, the Tax Certificate holder then receives the face amount plus additional interest. Proceeds of the tax certificate sale are distributed to taxing authorities by the end of June.

D. Other Information Regarding Sale of Tax Certificates

1. Alachua County will hold any unsold certificates (for later sale if possible).
2. Property owners redeem certificates by paying the Tax Collector the tax certificate amount plus interest and fees; the Tax Collector then pays the certificate holder.
3. After two years, holders of unredeemed certificates may apply for a tax deed. In order to obtain a tax deed the property is offered at public auction with the minimum bid being the amount of the outstanding taxes and certificates on the property, plus additional fees. Any excess over this amount is applied against any other liens and then given to the property owner upon application.
4. The tax certificate expires on any unsold property after 7 years.

**ALACHUA COUNTY, FLORIDA
NOTES TO FINANCIAL STATEMENTS
SEPTEMBER 30, 2008**

E. Tangible Personal Property Delinquent Tax Process

1. Prior to April 30 of the tax year following delinquency the Tax Collector will file a lawsuit. The Clerk of the Court will notify taxpayers by certified mail.
2. If the property owner does not pay, a Circuit Judge will ratify tax warrants allowing property to be seized and sold for taxes.

F. Property Tax Payment and Distribution

1. Discounts for early payment of property tax are allowed in the following manner:
 - 4% for November Payments
 - 3% for December Payments
 - 2% for January Payments
 - 1% for February Payments
2. The Tax Collector is required to distribute tax proceeds to taxing authorities promptly in order to provide cash for operations. Fiscal year 2008 distributions were made as follows:
 - November - 2 distributions
 - December - 3 distributions
 - June – 2 distributions
 - All other months – 1 distribution each month

**ALACHUA COUNTY, FLORIDA
NOTES TO FINANCIAL STATEMENTS
SEPTEMBER 30, 2008**

NOTE 6 - CAPITAL ASSETS

A. Capital asset activity for the year ended September 30, 2008 was as follows:

	Beginning Balance	Increases	Decreases	Ending Balance
Governmental activities:				
Capital assets not being depreciated:				
Land	\$ 50,796,924	\$ 6,953,118	\$ (8,914)	\$ 57,741,128
Right of way	151,874,692	9,656,736	(25,620)	161,505,808
Stormwater basins	13,008,323	6,228	-	13,014,551
Artwork	91,390	-	-	91,390
Construction/purchase in progress	15,768,364	13,633,400	(13,029,374)	16,372,390
Total not being depreciated	<u>231,539,693</u>	<u>30,249,482</u>	<u>(13,063,908)</u>	<u>248,725,267</u>
Capital assets being depreciated:				
Buildings	101,844,603	1,690,515	-	103,535,118
Equipment	56,191,974	6,117,304	(2,198,098)	60,111,180
Improvements other than building	6,733,808	607,699	-	7,341,507
Infrastructure	451,174,391	26,996,221	(10,000)	478,160,612
Total being depreciated	<u>615,944,776</u>	<u>35,411,739</u>	<u>(2,208,098)</u>	<u>649,148,417</u>
Less accumulated depreciation for:				
Buildings	(33,325,347)	(2,207,555)	-	(35,532,902)
Equipment	(37,083,383)	(5,916,465)	1,921,593	(41,078,255)
Improvements other than buildings	(4,091,385)	(290,988)	-	(4,382,373)
Infrastructure	(287,420,740)	(16,221,166)	5,389	(303,636,517)
Total accumulated depreciation	<u>(361,920,855)</u>	<u>(24,636,174)</u>	<u>1,926,982</u>	<u>(384,630,047)</u>
Total being depreciated, net	<u>254,023,921</u>	<u>10,775,565</u>	<u>(281,116)</u>	<u>264,518,370</u>
Governmental activities capital assets, net	<u>\$ 485,563,614</u>	<u>\$ 41,025,047</u>	<u>\$ (13,345,024)</u>	<u>\$ 513,243,637</u>
Business-type activities:				
Capital assets not being depreciated:				
Land	\$ 3,266,279	\$ -	\$ -	\$ 3,266,279
Construction/purchase in progress	-	61,203	-	61,203
Total not being depreciated	<u>3,266,279</u>	<u>61,203</u>	<u>-</u>	<u>3,327,482</u>
Capital assets being depreciated:				
Buildings	2,752,417	23,496	-	2,775,913
Equipment	2,840,088	424,881	(279,628)	2,985,341
Improvements other than buildings	13,142,379	-	-	13,142,379
Total being depreciated	<u>18,734,884</u>	<u>448,377</u>	<u>(279,628)</u>	<u>18,903,633</u>
Less accumulated depreciation for:				
Buildings	(756,845)	(91,798)	-	(848,643)
Equipment	(1,719,342)	(335,707)	254,784	(1,800,265)
Improvements other than buildings	(9,094,500)	(208,171)	-	(9,302,671)
Total accumulated depreciation	<u>(11,570,687)</u>	<u>(635,676)</u>	<u>254,784</u>	<u>(11,951,579)</u>
Total being depreciated, net	<u>7,164,197</u>	<u>(187,299)</u>	<u>(24,844)</u>	<u>6,952,054</u>
Total business-type activities capital assets, net	<u>\$ 10,430,476</u>	<u>\$ (126,096)</u>	<u>\$ (24,844)</u>	<u>\$ 10,279,536</u>

**ALACHUA COUNTY, FLORIDA
NOTES TO FINANCIAL STATEMENTS
SEPTEMBER 30, 2008**

B. Depreciation expense was charged to functions/programs of the primary government as follows:

Governmental Activities:

Administration	\$	742,354
Community service		447,449
Corrections		1,001,655
Courts		700,495
Culture & recreation		261,372
Tourist development		14,586
Emergency services		812,661
Environmental services		64,733
Growth management		57,892
Law enforcement		2,477,491
Solid waste disposal		15,627
Transportation (includes County infrastructure)		16,743,484
Capital assets held by the government's internal service funds are charged to the various functions based on their usage of the assets.		1,296,375
Total depreciation expense-governmental activities	\$	<u>24,636,174</u>

Business-type activities:

Codes enforcement	\$	12,310
Solid waste disposal		623,366
Total depreciation expense-business-type activities	\$	<u>635,676</u>

NOTE 7 - INTERFUND RECEIVABLES, PAYABLES AND TRANSFERS

A. Interfund Balances as of September 30, 2008, consisted of the following:

	<u>Due From Other Funds</u>	<u>Due To Other Funds</u>
Governmental funds:		
General Fund	\$ 8,753,248	\$ 652,418
MSTU Unincorporated Services	68,031	2,324
MSTU Law Enforcement	264,756	2,299,957
MSTU Fire Protection	211,458	-
Gas Tax Uses	1,862,853	-
Emergency Services	248,840	1,017,913
Sheriff	478,505	703,487
Other Capital Projects	1,249	1,006,152
Transportation Trust	11,512	840,396
Other Governmental Funds	1,072,327	6,589,577
Subtotal Governmental funds	<u>12,972,779</u>	<u>13,112,224</u>
Proprietary funds:		
Solid Waste System	391,093	296,726
Codes Enforcement	-	122
Internal Service funds	45,200	-
Total	<u>\$ 13,409,072</u>	<u>\$ 13,409,072</u>

**ALACHUA COUNTY, FLORIDA
NOTES TO FINANCIAL STATEMENTS
SEPTEMBER 30, 2008**

The General Fund has amounts due to and from Constitutional Officers, which represent the return of excess due at the end of the fiscal year from either budget officers or fee officers. Debt Service funds first receive taxes according to bond covenant provisions and the remaining amount is due to either the General Fund or the Gas Tax Uses Fund. All remaining balances result from the time lag between the dates that (a) interfund goods and services are provided or reimbursable expenditures occur, (b) transactions are recorded in the accounting system, and (c) payments between funds are made.

B. Interfund Transfers for the year ended September 30, 2008, consisted of the following:

	<u>Transfers From Other Funds</u>	<u>Transfers To Other Funds</u>
Governmental funds:		
General Fund	\$ 11,319,013	\$ 66,915,138
MSTU Unincorporated Services	310,253	1,295,000
MSTU Law Enforcement	1,344,761	17,437,686
MSTU Fire Protection	1,025,293	11,909,199
Gas Tax Uses	5,141,807	1,618,006
Emergency Services	20,331,840	8,539,865
Sheriff	65,974,186	825,014
Other Capital Projects	6,547,636	3,054,288
Transportation Trust	1,618,006	-
Other Governmental Funds	13,256,429	15,394,726
Subtotal - Governmental funds	<u>126,869,224</u>	<u>126,988,922</u>
Proprietary funds:		
Solid Waste System	119,698	-
Total	<u><u>\$ 126,988,922</u></u>	<u><u>\$ 126,988,922</u></u>

The County's routine transfers include transfers to: Budgeted Constitutional Officers, Special Revenue grant match requirements, other funds based on budgetary requirements and funds that are required by statute or budgetary authority to expend revenues from another fund that by statute or budgetary authority must collect revenues.

**ALACHUA COUNTY, FLORIDA
NOTES TO FINANCIAL STATEMENTS
SEPTEMBER 30, 2008**

NOTE 8 - LONG-TERM OBLIGATIONS

A. Long-term Obligations (excluding accrued compensated absences) at September 30, 2008 are composed of the following:

PRIMARY GOVERNMENT

\$14,000,000 2003 Alachua County Forever Serial Bonds, due in annual installments of \$1,355,000 to \$1,515,000 through 2012, interest from 3.0% to 3.7%.

Revenue Source – Property Tax Levy. \$ 5,375,000

Revenue Bonds:

\$21,170,000 2007 Series A Public Improvement Revenue bonds and \$42,455,000 2007 Series B Public Improvement Revenue Refunding bonds, due in annual installments of \$920,000 to \$4,580,000 through 2029, interest from 4.0% to 4.25%.

Revenue Source - a pledge of the County's share of the Half Cent Sales Tax. 60,330,000

\$1,085,000 1999 Public Improvement Revenue bonds, due in annual installments of \$360,000 to \$380,000 through 2009, interest from 4.68% to 4.78%.

Revenue Source – a pledge of the County’s share of the Half Cent Sales Tax. 380,000

\$15,400,000 2006 Transportation Improvement Revenue bonds, due in annual installments of \$810,000 to \$1,325,000 through 2021, interest from 3.375% to 4.5%.

Revenue Source – a pledge of the County’s 5th, 6th 7th and 9th cent voted Gas Tax. 13,805,000

\$18,245,000 2008 Transportation Improvement bonds, due in annual installments of \$1,010,000 to \$1,665,000 through 2022, interest from 3.75% to 4.5%.

Revenue Source – a pledge of the County’s 5th, 6th, 7th and 9th cent voted Gas Tax. 18,245,000

Total Revenue Bonds Payable 92,760,000

TOTAL BONDS PAYABLE \$98,135,000

Notes Payable

Pooled Commercial Paper Notes, \$13,300,000 available credit for capital projects, interest due monthly at approximately 1.7 %. Final principal payment scheduled to be made Dec. 7, 2010.

Revenue Source – a pledge of the County’s non-ad valorem revenues \$ 13,300,000

TOTAL LONG TERM OBLIGATIONS \$ 111,435,000

**ALACHUA COUNTY, FLORIDA
NOTES TO FINANCIAL STATEMENTS
SEPTEMBER 30, 2008**

B. Debt Service Requirements to Maturity on the County's debt at Sept. 30, 2008 are as follows:

PRIMARY GOVERNMENT - GENERAL LONG-TERM OBLIGATIONS

Fiscal Year	Revenue Bonds		General Obligation Bonds		Notes Payable		Total
	Principal	Interest	Principal	Interest	Principal	Interest	Principal and Interest
2009	\$ 4,630,000	\$ 3,835,968	\$1,405,000	\$180,190	\$ -	\$ -	\$ 10,051,158
2010	4,795,000	3,655,724	1,455,000	138,040	13,300,000	-	23,343,764
2011	4,990,000	3,471,974	1,515,000	90,025	-	-	10,066,999
2012	5,185,000	3,279,586	1,000,000	37,000	-	-	9,501,586
2013	5,380,000	3,078,739	-	-	-	-	8,458,739
2014 - 2018	30,460,000	11,950,394	-	-	-	-	42,410,394
2019 - 2023	27,435,000	5,081,778	-	-	-	-	32,516,778
2024 - 2028	8,890,000	1,184,628	-	-	-	-	10,074,628
2029	995,000	42,288	-	-	-	-	1,037,288
	<u>92,760,000</u>	<u>35,581,079</u>	<u>5,375,000</u>	<u>445,255</u>	<u>13,300,000</u>	<u>-</u>	<u>147,461,334</u>
Less:							
Unamortized							
bond discount	(46,570)	-	-	-	-	-	(46,570)
Deferred loss							
on refunding	(1,257,202)	-	-	-	-	-	(1,257,202)
Plus:							
Unamortized							
bond premium	920,198	-	21,811	-	-	-	942,009
TOTAL	<u><u>\$92,376,426</u></u>	<u><u>\$ 35,581,079</u></u>	<u><u>\$5,396,811</u></u>	<u><u>\$445,255</u></u>	<u><u>\$13,300,000</u></u>	<u><u>\$ -</u></u>	<u><u>\$ 147,099,571</u></u>

**ALACHUA COUNTY, FLORIDA
NOTES TO FINANCIAL STATEMENTS
SEPTEMBER 30, 2008**

C. Changes in Long-term Obligations for the year ended Sept. 30, 2008 are as summarized as follows:

	Balance Oct 1, 2007	Increases	Decreases	Balance Sept 30, 2008	Due Within One Year
<u>Governmental activities:</u>					
General obligation bonds	\$ 8,950,000	\$ -	\$ (3,575,000)	\$ 5,375,000	\$ 1,405,000
Revenue bonds payable	77,980,000	18,245,000	(3,465,000)	92,760,000	4,630,000
Less: deferred amounts:					
Unamortized discounts	(58,282)	-	11,712	(46,570)	-
Unamortized premiums	790,594	205,043	(53,628)	942,009	-
Deferred loss on refunding	(1,317,307)	-	60,105	(1,257,202)	-
Subtotal-bonds	<u>86,345,005</u>	<u>18,450,043</u>	<u>(7,021,811)</u>	<u>97,773,237</u>	<u>6,035,000</u>
Notes payable	13,300,000	-	-	13,300,000	-
Estimated liability-self insured losses*	6,977,543	14,213,513	(13,975,312)	7,215,744	1,976,859
Accrued compensated absences	<u>12,003,122</u>	<u>6,693,109</u>	<u>(6,305,897)</u>	<u>12,390,334</u>	<u>6,305,893</u>
Total governmental obligations	118,625,670	39,356,665	(27,303,020)	130,679,315	14,317,752
<u>Business-type activities:</u>					
Accrued compensated absences	568,121	237,295	(253,525)	551,891	253,525
Accrued landfill closure cost*	<u>9,143,036</u>	<u>569,157</u>	<u>(753,935)</u>	<u>8,958,258</u>	<u>753,935</u>
Total long-term obligations*	<u>\$119,193,791</u>	<u>\$39,593,960</u>	<u>\$(27,556,545)</u>	<u>\$131,231,206</u>	<u>\$14,571,277</u>

*Beginning balance does not agree with prior year ending balance due to the omission of two long-term obligations – estimated liability for self insured losses and accrued landfill closure cost.

Internal service funds predominantly serve the governmental funds. Accordingly, long-term liabilities for them are included as part of the totals for governmental activities. At year-end, \$228,914 of internal service funds compensated absences is included in the above amounts. Also, for the governmental activities, compensated absences are generally liquidated by the general fund.

**ALACHUA COUNTY, FLORIDA
NOTES TO FINANCIAL STATEMENTS
SEPTEMBER 30, 2008**

D. Summary of Revenue Bonds Payable – the following is a summary of government bond resolutions pertaining to debt reflected in the September 30, 2008 financial statements:

Name	\$16,750,000 Public Improvement Revenue Bonds, Series 1999	\$15,400,000 Gas Tax Revenue Bonds, Series 2006	\$63,625,000 Public Improvement Revenue Bonds, Series 2007A & B	\$18,245,000 Gas Tax Revenue Bonds, Series 2008
Purpose	To provide funds for financing and refinancing costs associated with the acquisition and construction of capital improvements, issuance costs and the purchase of a reserve account insurance policy for the debt service reserve account.	To provide funds for the costs and acquisition and construction of certain road improvements within the County; purchase the 2006 Surety Bond, and pay certain costs of issuance.	Series 2007A - To provide funds for the acquisition and construction of a new fire station, new jail dormitory, new recreation and park improvements; purchase the 2007 Surety Bond, and costs of issuance. Series 2007B - To refund portions of the County's Public Improvement Revenue Bonds, Series 1995 and its Public Improvement Revenue Bonds, Series 1999; purchase of the 2007 Surety Bond, and costs of issuance.	To provide funds to finance the costs of acquisition and construction of certain road improvements within the County, purchase of the 2008 Surety Bond, and costs of issuance.
Dated	July 8, 1999	April 12, 2006	February 6, 2007	April 10, 2008
Final Maturity	August 1, 2009	August 1, 2021	August 1, 2029	August 1, 2021
Principal payment date	August 1st	August 1st	August 1st	August 1st
Interest payment dates	August 1st and February 1st	August 1st and February 1st	August 1st and February 1st	August 1st and February 1st
Interest rates	4.58% to 4.78%	3.25% to 4.50%	4.00% to 5.00%	3.75% to 4.50%
Outstanding Principal at 9/30/08	\$380,000	\$13,805,000	\$60,330,000	\$18,245,000
Outstanding Principal & Interest at 9/30/08	\$398,050	\$17,969,815	\$85,554,905	\$24,373,306
Reserve requirement	N/A	\$186,667	N/A	N/A
Pledged revenue source	Local Government Half-Cent Sales Tax	Constitutional Gas Tax, County Gas Tax, and Ninth Cent Gas Tax.	Local Government Half-Cent Sales Tax.	Constitutional Gas Tax, County Gas Tax, and Ninth Cent Gas Tax.
Total debt svc payment	\$394,700	\$1,383,216	\$4,932,770	\$226,057
% of required Debt Svc to total pledged revenue source	4.00%	26.00%	46.00%	6.00%

ALACHUA COUNTY, FLORIDA
NOTES TO FINANCIAL STATEMENTS
SEPTEMBER 30, 2008

E. Line of Credit - The \$13,300,000 Pooled Commercial Paper Note line of credit from the Florida Association of Counties was approved to fund capital projects within the County. As of September 30, 2008, the full amount of the line of credit is outstanding.

F. Redemption of Long-term Debt – On April 9, 2003 obligations were issued in the principal amount of \$14,000,000 for the purpose of financing the cost of certain capital improvements in and for the County, including the repayment of the County’s outstanding notes payable.

Pursuant to Bond Resolution 03-21, Section 2.07 (Provisions for Redemption), bonds maturing on and after August 1, 2010 are subject to extraordinary mandatory redemption in inverse order of maturity. The redemption provision is also stated on page 6 of the Series 2003, Official Statement. The redemption provisions specifically state, "the bonds maturing on and after August 1, 2010 will be subject to extraordinary mandatory redemption in inverse order of maturity on any interest payment date at a Redemption Price equal to the principal amount thereof, without premium, plus interest accrued to the redemption date, from any proceeds of the one quarter (1/4) of one mill of Ad Valorem taxes levied pursuant to the Resolution that exceed the scheduled payments of principal and interest becoming due on the two interest payment dates immediately following such levy."

Pursuant to the extraordinary mandatory redemption provision, the County redeemed the 2013 bonds in their entirety and \$575,000 of the 2012 bonds using proceeds of the one quarter (1/4) of one mill of Ad Valorem taxes levied pursuant to the Resolution that exceed the scheduled payments of principal and interest becoming due on the two interest payment dates immediately following such levy.

G. Prior Year Defeasance of Debt

The County presently has outstanding the following serial bonds, which are defeased:

Issue	Refunded By	Outstanding Bonds Considered Defeased as of Sept 30, 2008	Cash & Investment Balance with Escrow Agent as of Sept 30, 2008 (A)
1999 Public Improvement Revenue Bond	2007 B Refunding Bonds	\$13,290,000	\$13,700,873
Total		\$13,290,000	\$13,700,873

(A) Source: Escrow Agents records.

H. Demand Bonds - The County has no demand bonds.

I. Conduit Debt Obligations - From time to time, the County has issued Health Facility Revenue Bonds, Industrial Development Revenue Bonds and Housing Finance Authority Multi-family Housing Bonds to provide financial assistance to private-sector entities for the acquisition and construction of health care, industrial facilities, and multi-family housing deemed to be in the public interest. These bonds are secured by the financed property and are payable solely from the payments received on the underlying mortgage loans. Upon repayment of the bonds, ownership of the acquired facilities transfers to the private-sector entity served by the bond issuance.

There is no obligation on the part of the County, the State, or any political subdivision for repayment of the bonds. Accordingly, the bonds are not reported as liabilities in the accompanying financial statements. As of September 30, 2008, there were seven series of Health Facility Revenue Bonds outstanding, with an aggregate principal amount payable of \$316,290,000, four series of Industrial

ALACHUA COUNTY, FLORIDA
NOTES TO FINANCIAL STATEMENTS
SEPTEMBER 30, 2008

Development Bonds outstanding, with an aggregate principal amount payable of \$123,785,000 and nine series of Housing Finance Authority Multi-family Housing Bonds, with an aggregate principal amount payable of \$40,861,963.

J. Arbitrage Rebate - On April 9, 2003 obligations were issued in the principal amount of \$14,000,000 for the purpose of financing the cost of certain capital improvements in and for the County, including the repayment of the County's outstanding notes payable. The issue had no rebate liability for the period beginning April 9, 2003, the delivery date, and ending April 9, 2008. However, the issue had a yield restriction liability of \$57,069 for the period beginning April 9, 2004 and ending April 9, 2008. The arbitrage rebate was remitted to the Internal Revenue Service pursuant to existing Treasury Regulations.

K. Closed Landfill Obligation - The County's Southwest Landfill's liability for FY08 is \$6,370,465, an increase of \$148,129 from the prior fiscal year; for other County landfills closed prior to 1985 and not subject to State law requirements, the County records a liability of \$2,587,793, an increase of \$76,372 from last fiscal year. See Note 1.D.8. for more information.

NOTE 9 - EMPLOYEE BENEFITS

A. Pension Plan

Defined Benefit Plan

Plan Description - The County contributes to the Florida Retirement System (FRS), a cost-sharing multiple-employer defined benefit pension plan administered by the State of Florida, Department of Administration, Division of Retirement. FRS provides retirement, disability, or death benefits to retirees or their designated beneficiaries. Chapter 121, Florida Statutes, establishes the authority for benefit provisions. Changes to the law can only occur through an act of the Florida Legislature. FRS issues financial statements and required supplementary information for the System. That report may be obtained by writing to the State of Florida Division of Retirement, P. O. Box 9000, Tallahassee, Florida 32315-9000, by accessing the FRS website or by calling (850) 488-5706.

Funding Policy - FRS is employee noncontributory. The County is required to contribute at an actuarially determined rate. The rates as of September 30, 2008, are as follows: regular employees - 9.85%; special risk employees - 20.92%; rehired retirees - 9.85%; elected officials - 16.53%; senior management service - 13.12%; deferred retirement option (DROP) - 10.91%.

The contribution requirements of plan members and the County is established and may be amended by the Florida Legislature. The County's contributions to the FRS for the years ending September 30, 2008, 2007, and 2006 were \$11,542,672, \$11,170,108, and \$10,408,768 respectively, and were equal to the required contributions for each year.

Defined Contribution Plan

Pursuant to Chapter 121, Florida Statutes, the Florida Legislature created the Florida Retirement Investment Plan ("FRS Investment Plan"), a cost-sharing multiple-employer defined contribution pension plan qualified under Section 401(a) of the Internal Revenue Code. This FRS Investment Plan is an alternative available to members of the Florida Retirement System in lieu of the defined benefit plan. Changes to the law can only occur through an act of the Florida Legislature. The FRS Investment Plan is administered by the Florida State Board of Administration. Information about this plan can be obtained by writing to FRS Plan Administrator, P. O. Box 56290, Jacksonville, FL 32241-6290 or by calling 866-377-2121, Option 3. Required employer contributions made to the plan totaled \$1,442,562.

City of Gainesville Pension Plan

As of September 30, 2008, five (5) employees of the Sheriff's office were members of the City of Gainesville's Employees' Plan. These employees were previously employees of the City of Gainesville

**ALACHUA COUNTY, FLORIDA
NOTES TO FINANCIAL STATEMENTS
SEPTEMBER 30, 2008**

who elected to remain in the City of Gainesville's pension plan upon their employment with the Sheriff's office.

Plan Description – The Employees' Plan is a single-employer contributory defined benefit pension plan that covers all permanent employees of the City, except certain personnel who elected to participate in the Defined Contribution Plan and, or the Deferred Compensation Plan, and police officers and firefighters who participate in the Consolidated Plan. The Employees' plan provides retirement, disability, and death benefits to plan members and beneficiaries. The Gainesville City Commission adopted this plan and all amendments through a City ordinance. The City of Gainesville issues a publicly available financial report that includes financial statements and required supplementary information for the Employees' Plan. That report may be obtained by writing to City of Gainesville, Finance Department, P.O. Box 490, Gainesville, Florida 32602, or by calling (352) 334-5054.

Funding Policy – The contribution requirements of plan members and the City are established and may be amended by ordinance approved by the City Commission. Plan members are required to contribute 5.0% of their annual covered salary. The City is required to contribute an actuarially determined percentage of covered payroll, currently 4% for retirement benefits.

The Sheriff's contribution to the City Employees' Plan for the years ended September 30, 2008, 2007 and 2006, were \$11,344, \$12,439, and \$11,768, respectively, equal to the required contributions for each year.

The Sheriff's employee contributions to the City Employees' Plan for the years ended September 30, 2008, 2007 and 2006, were \$14,180, \$17,669, and \$20,856, respectively, equal to the required contributions for each year.

B. Other Post-Employment Benefits Plan

Plan Description – The County administers a cost-sharing multiple-employer defined benefit plan for post-employment benefits other than pension benefits (OPEB Plan). The OPEB Plan provides post employment life insurance benefits and a health insurance subsidy for retirees and eligible dependents of the Clerk of Court, Supervisor of Elections, Property Appraiser, Sheriff, Tax Collector, Library District, and County. The Alachua County Board of County Commissioners can amend the benefit provisions.

The life insurance benefit is provided at no charge to retirees. The life insurance benefit is \$10,000 for all retirees under the age of 65 and \$5,000 for retirees age 65 and older.

The health insurance subsidy is provided to retirees with at least 6 years of service who retire and begin receiving benefits from the Florida Retirement System (FRS) or the Library District Pension Plan (LDPP). Retirees must maintain health care coverage after employment to be eligible for the subsidy. The amount of the monthly subsidy is based on the number of years of total service with the County, Constitutional Officer, or Library District and is equal to three dollars a month for each year of service. The minimum monthly subsidy is \$18 and the maximum monthly subsidy is \$90 for employees that retire with 30 or more years of service.

Additionally, in accordance with Florida Statutes 112.0801, employees who retire and immediately begin receiving benefits from FRS or LDPP have the option of paying premiums to continue in the County's self-funded Health Insurance Plan at the same group rate as active employees. The retiree pays 100% of the blended group rate premium therefore receiving an implicit subsidy.

In 2008, the County adopted resolution 08-104 which established the Alachua County Other Post Employment Benefit Trust (OPEB Trust), a qualifying trust, and began funding its OPEB Plan obligation. A separate stand-alone financial statement for the Trust is not prepared.

ALACHUA COUNTY, FLORIDA
NOTES TO FINANCIAL STATEMENTS
SEPTEMBER 30, 2008

At October 1, 2006, the date of the latest actuarial valuation, plan participation consisted of:

Active employees (fully eligible)	128
Active employees (not fully eligible)	1,713
Retirees receiving benefits	<u>164</u>
Total OPEB participants	2,005

Funding Policy – The contribution requirements of plan members and the participating employers are established and may be amended by the Alachua County Board of County Commissioners. The required contribution is based on projected pay-as-you-go financing requirements, with an additional amount to prefund benefits when earned and determined annually by the County’s Actuary. Pay-as-you-go financing paid by the employers and plan members is accounted for in the County’s Self-funded Health Insurance Fund and employers’ contributions to the OPEB Trust to prefund benefits are accounted for in the County’s OPEB Trust Fund. For the year ended September 30, 2008, the County, paid a total of \$1,218,000 for the OPEB Plan, including pay-as-you go financing of \$777,000 and a transfer of assets of \$441,000 to the OPEB Trust. It is the County’s intent to base future OPEB Trust contributions on the actuarially determined annual required contribution (ARC) less pay-as-you-go financing; however, no future Trust contributions are legally or contractually required. Retiree plan members receiving benefits contributed \$1,024,419 to pay-as-you-go financing through their required contribution of \$346.20 per month for retiree-only coverage, \$827.24 per month for retiree and spouse coverage and \$1,166.40 per month for family coverage.

Annual OPEB Cost and Net OPEB Obligation – This is a transition year and the County has elected to implement Statement No. 45 prospectively. The net OPEB obligation was set to zero at transition. The annual cost (expense) of the County’s OPEB Plan is calculated based on the ARC, an amount actuarially determined in accordance with the parameters of GASB Statement No. 45. The ARC represents a level of funding that, if paid on an ongoing basis, is projected to cover the normal cost each year and amortize any unfunded actuarial liability over a period not to exceed 30 years. The following table shows the components of the County’s annual OPEB Plan cost for the year, the amount actually contributed by the employers, and the changes in the net OPEB Plan obligation.

Annual required contribution	\$ 1,218,000
Interest on net OPEB obligation	-
Adjustment to ARC	-
Annual OPEB cost (expense)	<u>1,218,000</u>
OPEB plan payments:	
Pay-as-you-go financing	777,000
Contribution of assets to OPEB Trust	441,000
Subtotal OPEB payments	<u>(1,218,000)</u>
Increase in net OPEB obligation	-
Net OPEB obligation - beginning of year	-
Net OPEB obligation - end of year	<u>\$ -</u>

ALACHUA COUNTY, FLORIDA
NOTES TO FINANCIAL STATEMENTS
SEPTEMBER 30, 2008

Funding Status and Funding Progress – The OPEB payments made for the 2008 fiscal year were 100% of the annual OPEB cost. Information for the two preceding years is not available. As of the actuarial valuation report dated October 1, 2006, the actuarial value of assets was \$0, the actuarial accrued liability for benefits was \$12.086 million, the unfunded actuarial accrued liability (UAAL) was also \$12.086 million, the UAAL as a percentage of covered payroll was 13.1% and the funded ratio was 0% because on the date of the valuation report the County had not yet established the qualifying trust or begun pre-funding plan benefits (other than pay-as-you-go financing).

Actuarial valuations of an ongoing plan involve estimates of the value of reported amounts and assumptions about the probability of occurrence of events far into the future. Examples include assumptions about future employment, mortality, and the healthcare cost trend. Amounts determined regarding funded status of the plan and the annual required contributions of the employer are subject to continual revision as actual results are compared with past expectations and new estimates are made about the future.

Actuarial Methods and Assumptions – Projections of benefits for financial reporting purposes are based on the substantive plan (the plan as understood by the employers and the plan members) and include the types of benefits provided at the time of each valuation and the historical pattern of sharing of benefit costs between the employer and plan members to that point. The projection of benefits for financial reporting purposes does not explicitly incorporate the potential effects of legal or contractual funding limitations on the pattern of cost sharing between the employers and plan members in the future. Actuarial calculations reflect a long-term perspective. Consistent with that perspective, actuarial methods and assumptions used include techniques that are designed to reduce the effects of short-term volatility in actuarial accrued liabilities and the actuarial value of assets.

The actuarial methods are:

Actuarial cost method	Projected Unit Credit
Amortization method	Level percent of projected payroll
Amortization period (open)	30 years
Asset valuation method	Fair Value

The actuarial assumptions are:

Investment rate of return	8.0%
Projected annual salaries increase	4.0%
Inflation Rate	2.5%
Mortality	1983 Group Annuity Mortality Table
Healthcare cost trend rate	11.0% initial year reduced 0.5% each year until reaching ultimate trend rate of 6.0%

**ALACHUA COUNTY, FLORIDA
NOTES TO FINANCIAL STATEMENTS
SEPTEMBER 30, 2008**

C. Accrued Compensated Absences

County employees are entitled to accrue sick and vacation time in accordance with the County's personnel regulations or a collective bargaining agreement. Maximum accruals are shown on the following chart.

	Vacation Accrual Maximum	Vacation Termination Pay Maximum	Sick Leave Accrual Maximum
Board of County Commissioners			
40 hours/week employees	280 hours	280 hours	No Maximum
56 hours/week employees	392 hours	392 hours	No Maximum
Clerk of the Circuit Court	280 hours	240 hours	1040
Property Appraiser	280 hours	240 hours	No Maximum
Tax Collector	No Maximum	No Maximum	No Maximum
Supervisor of Elections	280 hours	280 hours	No Maximum
Sheriff	240 hours	240 hours	No Maximum

Terminating employees with 10 years of service will be paid for half of unused sick time.

The County records a liability for compensated absences of \$12,942,225 on the Statement of Net Assets. In the Government-wide presentation, compensated absences are accrued in the period they are earned. For the adjusted liabilities at the end of the year, a determination was made for current and non-current amounts. Accrued compensated absences are not recorded for any accruals over the maximum.

D. Deferred Compensation Plan

The County offers employees a deferred compensation plan created in accordance with Internal Revenue Code Section 457. The County complied with the requirements of subsection (g) of IRC Section 457 and, accordingly, all assets and income of the plan are held in trust for the exclusive benefit of the participants and their beneficiaries.

Deferred compensation amounts withheld from participating employee's pay are not taxable as current income until withdrawn from the plan. Annual contributions by a participant may not exceed the lesser of \$15,500 or 50% of gross annual compensation. There is an "age 50 catch-up" provision that allows an additional \$5,000 contribution from the year the employee reaches age 50 until the employee terminates employment.

E. Component Units Employment

The Component Units' employees have the same benefits as the Board of County Commissioners' employees.

**ALACHUA COUNTY, FLORIDA
 NOTES TO FINANCIAL STATEMENTS
 SEPTEMBER 30, 2008**

NOTE 10 - RISK MANAGEMENT AND CONVENTIONALLY INSURED CLAIMS & LOSSES

The County is self-insured for risk management and employee group health insurance in two internal service funds maintained by the Board of County Commissioners. The following two sections and the disclosures required by GASB Statement 10, Accounting and Financial Reporting for Risk Financing and Related Insurance Issues are provided below.

A. Risk Management Claims and Losses

The County has established a risk management program to cover claims against the Board and Constitutional Officers for the following types of risk:

- General Liability
- Workers Compensation (self insured up to limit of \$200,000)
- Automobile Liability
- Public Liability
- EMS Professional Liability
- Lawyers Professional Liability
- Employment Practices Liability

The County has authorized a commercial third party administrator to administer the County's automobile, general liability and workers' compensation claims. There have been no significant reductions in insurance coverage from prior years. In instances where insurance has been purchased, no settlements have exceeded coverage for each of the past three fiscal years.

The estimated liability for self-insured losses is based on reported claims, historical loss data, industry statistics for claims incurred but not reported, and a valuation performed by an independent actuary as of July 31, 2008 projecting to September 30, 2008, and the prior year as of August 31, 2007 projecting to September 30, 2007:

Fiscal Year	Claims Liability, Beginning of Fiscal Year	Current Year Claims & Changes in Estimates	Claim Payments	Claims Liability, End of Fiscal Year
2007	\$ 5,881,903	\$ 1,514,862	\$ (1,306,222)	\$ 6,090,543
2008	6,090,543	1,060,093	(803,279)	6,347,357

For fiscal year 2008 the margin for the risk of adverse deviation was accrued at a 75% confidence level. For fiscal year 2008 ending unrestricted net assets are \$2,220,106 all of which is reserved for possible future losses. Florida Statutes provide for local government tort immunity and a claims bill process. Our actuarial estimates do not include a provision for liabilities arising from claims bills except to the extent such claims are included in the loss history of Alachua County. The County's Actuary determined a portion of the claims liability that would be expected to be paid within one year and the accompanying financial statements reflect that by showing a current and a long-term liability.

All funds of the County including the Constitutional Officers of the County participate in the Risk Management Self-Insurance Fund. Payments to the Self-Insurance Fund are assessed based on actuarial estimates needed to pay prior and current year claims and to establish a reserve for catastrophic losses.

B. Conventionally Insured Claims and Losses

The County retains conventional insurance coverage on all other types of insurable risks. These costs are also accounted for in the Self-Insurance Fund.

**ALACHUA COUNTY, FLORIDA
NOTES TO FINANCIAL STATEMENTS
SEPTEMBER 30, 2008**

C. Employee Group Health Insurance

The County provides group health insurance for its employees, their eligible dependents and eligible retirees. On October 1, 2005, the County established an employee group health self-insurance plan to account for and finance its uninsured risks of loss. The County entered into an administrative services agreement with a commercial insurance carrier to provide administrative support for this plan. Under this plan, the County purchases stop-loss insurance with the individual deductible per cover unit of \$200,000 with an individual lifetime reimbursement maximum of \$4,800,000. All claims are paid through the group health insurance plan. Claims in excess of the \$200,000 individual deductible are reimbursed by the County's excess insurance carrier.

All County employees may participate in the employee group health insurance including all Constitutional Officer employees and Component Unit employees of the Murphree Law Library. In addition, the Alachua County Library District employees may participate in the plan. Payments to the employee group health insurance plan are assessed based on actuarial estimates of the amounts needed to pay current year claims and to establish a "reserve" (i.e. net assets or equity) for catastrophic losses and to fund the retiree other post employee benefit. The employee group health insurance plan net assets were \$4,282,263 at September 30, 2008.

The claims liability reported in the fund at September 30, 2008 for the employee group health insurance plan was \$868,387. This amount was the actuarially determined claims liability based on the requirements of GASB Statement 10, which specifies that a liability for claims should be reported if information prior to the issuance of the financial statements indicates that it is probable that a liability has been incurred at the date of the financial and that the amount of the loss can be reasonably estimated. These claims liability amounts are all considered to be due within one year and are classified as current liabilities in the accompanying financial statements. During fiscal year 2008, changes recorded to the claims liability for the employee group health insurance plan were as follows:

Fiscal Year	Claims Liability, Beginning of Fiscal Year	Current Year Claims & Changes in Estimates	Claim Payments	Claims Liability, End of Fiscal Year
2007	\$ 935,000	\$ 11,924,534	\$ (11,972,534)	\$ 887,000
2008	887,000	13,153,420	(13,172,033)	868,387

D. Sheriff's Risk Management

For health insurance, the Sheriff participates in the risk management program established by the Board to cover claims against the Board and Constitutional Officers. The Sheriff also participates in the Florida Sheriffs' self-insurance pool for risk related to workers' compensation, auto and general liability insurance. For the past three years, there have been no insurance settlements significantly in excess of insurance coverage.

**ALACHUA COUNTY, FLORIDA
NOTES TO FINANCIAL STATEMENTS
SEPTEMBER 30, 2008**

NOTE 11 - INDIRECT COST

The County's indirect costs consist of allowable administrative costs allocated to the Enterprise Funds, Internal Service Funds, various Federal and State Grants, and Special Revenue Funds. The County's indirect cost plan is developed annually based on the prior year's actual expenditures. Some adjustments are required due to specific Federal grant allowances or other legal limitations. For the fiscal year ended September 30, 2008, the following was charged:

INDIRECT COST CHARGED	FUND	PROJECT NAME
	Governmental Funds	
\$ 60,477	CHOICES	CHOICES
267,039	MSTU-Unincorporated services	MSTU-Unincorporated services
495,930	MSTU-Fire protection services	MSTU-Fire protection services
5,800	Emergency services	DCA Emergency Management
92,986	MSBU	Refuse Collection
14,308	Drug & law enforcement	HRS Metamorphosis
18,441	Environmental	Hazardous Materials Code
45,111	Environmental	FDEP Tank Inspection
22,743	Environmental	FDEP Petroleum Cleanup
2,853	Environmental	USEPA Cabot Koppers
3,300	Community services	Retired & Senior Volunteer Program
4,700	Community services	Foster Grandparents
114,906	Tourism	Tourist Development
<u>1,148,594</u>		
	Enterprise Funds	
218,166	Solid Waste	Solid Waste System
53,192	Solid Waste	Waste Management
190,954	Solid Waste	Collection Centers
209,745	Solid Waste	Waste Management Assessment
83,261	Codes Enforcement	Codes Enforcement
<u>755,318</u>		
	Internal Service Funds	
235,367	Self Insurance	Self Insurance Fund
151,784	Fleet Management	Fleet Management Fund
121,550	Telephone Services	Telephone Services
<u>508,701</u>		
<u>\$ 2,412,613</u>	Total Indirect Cost	

Indirect costs between governmental activities have been eliminated in the government-wide financial statements presentation.

**ALACHUA COUNTY, FLORIDA
NOTES TO FINANCIAL STATEMENTS
SEPTEMBER 30, 2008**

NOTE 12 - OTHER REQUIRED INDIVIDUAL FUND AND COMPLIANCE DISCLOSURES

A. Excess of Expenditures over Appropriations

There were no funds with an excess of expenditures over appropriations.

B. Excess of Expenditures Over Revenue in the Budget Column

Certain funds show an excess of expenditures over revenue in the budget column of the Statement of Revenue, Expenditures and Changes in Fund Balances, Budget and Actual. This excess is due to the use of fund balance (which is not reported in the budget or variance column) during the fiscal year.

NOTE 13 - COMMITMENTS AND CONTINGENCIES

A. Commitments

(1) Non-capitalized leases –

(a) The County is leasing equipment, office space and electronic data processing equipment under leases that are cancelable under certain circumstances. These leases are accounted for as operating leases.

(b) Rental costs for the year ended September 30, 2008, under cancelable leases are summarized as follows:

<u>Fund Charged</u>	<u>Amount</u>
General Fund	\$ 772,334
Special Revenue Funds	239,984
Capital Projects	69,000
Enterprise Fund	30,289
Internal Service Funds	4,104
	<u>\$ 1,115,711</u>

(c) The Tax Collector is leasing various equipment under renewable annual operating leases. During the year ended September 30, 2008, the lease payments on all operating leases were \$18,656. In addition, the Tax Collector is leasing various data transport services for network and voice connectivity to remote locations. During the year ended September 30, 2008, the lease payments on all data transport service leases were \$18,456. The Tax Collector also has a ten-year renewable lease agreement for a Tag Office on Archer Road, which expires on April 13, 2017. During the year ended September 30, 2008, lease payments for office space totaled \$122,563.

Future minimum lease payments for noncancellable operating leases for the Tax Collector as of September 30, 2008, are as follows:

<u>Fiscal Year</u>	<u>Amount</u>
2009	\$ 166,159
2010	174,905
2011	177,692
Total	<u>\$ 518,756</u>

ALACHUA COUNTY, FLORIDA
NOTES TO FINANCIAL STATEMENTS
SEPTEMBER 30, 2008

(d) The Sheriff is leasing equipment and office space under leases, which are cancelable under certain circumstances. During the fiscal year ended September 30, 2008, the lease payments on all operating leases amounted to approximately \$252,633.

(e) The Property Appraiser has approximately \$301,000 in future commitments for aerial maps. Approximately \$81,000 of the total contract is included in the accompanying financial statements.

(2) Operating Leases – The County leases property to private companies under renewable annual operating leases:

Operating Leases for fiscal year 2008:	Lease Amount FY 2008
SP Recycling leases a building for \$82,750 annually, in monthly installments, due the first day of each month. A late fee of \$50 per day will be assessed against the lessee, if the payment is not received by the fifth day of each month. For subsequent years, an annual cost of living increase of 3% will be applied to the rent. The cost of the leased building is \$1,132,087, with an accumulated depreciation of \$267,481, resulting in a carrying value of \$864,606.	<u>\$ 82,750</u>
St. John's River Water Management, sub-leases an office space within a building located at 201 SE 2nd Avenue, for an annual amount of \$11,183, in monthly installments due at the first of each month.	<u>11,183</u>
Phil-Nick's Restaurant leases a space in the commercial building at 37 N Main St, approximately 2,187 square feet, with rental payments of \$9 per square foot plus applicable taxes. Payment is due no later than the first of each month. The cost of the leased space is \$228,663, with \$147,316 accumulated depreciation resulting in a \$81,347 carrying value.	<u>19,683</u>
The licensee leased the land at 15 SW 2nd Street, for \$50 monthly, plus applicable taxes. Payment is due no later than the first of each month. The cost of the land is \$5,596. Lease agreement terminated December 2008.	<u>100</u>
TOTAL OPERATING LEASES	<u>\$ 113,716</u>

(3) The following is a schedule by years of future minimum rental payments required under operating leases that have remaining cancellable lease terms in excess of one year.

Fiscal year ending September 30	Lease Receivable
2009	\$ 116,434
2010	19,683
2011	19,683
2012	19,683
2013	19,683
TOTAL	<u>\$ 195,166</u>

(4) The landfill commitments are discussed in Note 1.D.8.

**ALACHUA COUNTY, FLORIDA
NOTES TO FINANCIAL STATEMENTS
SEPTEMBER 30, 2008**

(5) Other significant outstanding contracts at September 30, 2008, are as follows:

<u>Amount</u>	<u>Vendor</u>	<u>Description</u>
\$ 1,145,906	Anderson Columbia	Mill & resurface NW 39 th Ave-CR241 to NW 115 th Terrace
160,691	Brazos Urethane	Installation foam re-roof Alachua County Civil Courthouse
11,534	Brooks Air System	HVAC upgrade Sheriff's office & Jail
120,694	CMD Trailer Sales/Leasing	Purchase 2 waste transfer trailers
106,098	Davis Monk & Co	External auditors
1,554,774	DLR Group	Design Alachua County Court Support Bldg
10,215	EDAW	Corridor plan for SR25/US441
1,556,603	GMC Construction	Construction Jonesville Fire Station #17
382,175	HNTB Inc	Corridor study & design for 62 nd Blvd 4 lane connection
283,099	Inwood Consulting Engineering	Engineering services for Phase 2 Stormwater master plan project
797,565	John Hipp Construction	Mill & resurface SW 8 th Ave from SW 122 nd St to SW 75 th St
857,850	Jonesville Tennis	Construction Jonesville Park Tennis Facility
115,360	Loryx Systems	Information system for Court Services
124,875	Meridian	Personal services for Court Services grant
150,604	Neighborhood Housing	SHIP single family housing program for low incomes
107,891	Nextran Truck Center	Purchase Mack truck tractor
125,000	No More Homeless Pets	Provide low-cost spay/neuter services
264,179	Oelrich Construction	Construction Rescue Station #10
286,511	Oelrich Construction	Construction Copeland, Monteocha & Owens-Illinois Parks restrooms
349,050	Old Florida Builders	Construction Jonesville Park Soccer Field Bldg
1,497,101	Peter Brown Construction	Addition to Correctional facility (256 beds)
252,669	PPI Construction Mgt	Construction Court Support Bldg
179,923	Ring Power Corp	Purchase Caterpillar loader
143,761	Sun State International Trucks	Purchase water tanker truck
127,789	V E Whitehurst & Sons Inc	Road work on SW 24th Ave & Hogtowne Creek bridge to SW 34th St
164,187	Wheeled Coach Industries	Purchase medium duty ambulance

**ALACHUA COUNTY, FLORIDA
NOTES TO FINANCIAL STATEMENTS
SEPTEMBER 30, 2008**

B. Contingencies

- (1) Risk Management contingencies are discussed in Note 10.
- (2) Grant Funding

The County participates in a number of federally and state assisted programs that are subject to program compliance audits. For the year ended September 30, 2008, the County's financial statements are subject to single audits as required by OMB Circular A-133 and the Florida Single Audit Act. It is the opinion of management that no material liabilities will result from such audits.

- (3) Pending Litigation

The County is contingently liable with respect to lawsuits and other claims incidental to the ordinary course of its operations. In the opinion of County management, based on the advice of legal counsel, the ultimate disposition of these lawsuits and claims will not have a material adverse effect on the financial position of the County.

- (4) Post employment benefits are discussed in Note 9.B.

- (5) Solid Waste System

The County owns four closed landfills including the Southwest Landfill. If contamination levels were to increase in these landfills, the County could be liable for remediation actions. The remediation costs could range between \$0 and \$3 million depending on the severity of contamination detected and the number of landfill site(s) contaminated. In the worst-case scenario, remediation costs would not be incurred until 2009 or after.

NOTE 14 - RELATED PARTY TRANSACTIONS

The Alachua County Housing Authority is a related organization of Alachua County. Alachua County has contracted with the Alachua County Housing Authority to administer and distribute funds for housing rehabilitation and temporary relocation from the Community Development Block Grant and the State Housing Initiative Partnership Program.

The Alachua County Library District is a related organization of Alachua County. The County Attorney provides legal services and the Clerk of the Court provides accounting and treasury services to the Library District. Three of the Alachua County Board of County Commissioners serve on the Library Governing Board.

**REQUIRED
SUPPLEMENTARY
INFORMATION**

ALACHUA COUNTY, FLORIDA
NOTES TO SCHEDULE OF REVENUES, EXPENDITURES AND CHANGES IN FUND
BALANCES – BUDGET AND ACTUAL
FOR THE YEAR ENDED SEPTEMBER 30, 2008

Revenue and expenditures in governmental funds are controlled by a formal integrated budgetary accounting system in accordance with Florida Statutes. An annual budget is adopted by the Alachua County Board of County Commissioners for all governmental fund types.

Alachua County's annual budgets are monitored at varying levels of classification detail. However, for purposes of budgetary control, expenditures cannot legally exceed the total annual budget appropriations at the individual fund level. All appropriations, except for amounts corresponding to outstanding encumbrances, lapse at year-end.

Original and amended budgets, as well as budget to actual comparisons are provided in the financial statements for all governmental funds. The amended budget amounts presented have been adjusted for legally authorized amendments of the annual budget during the year by the Alachua County Board of County Commissioners. Budgets are prepared on the modified accrual (GAAP) basis of accounting.

ALACHUA COUNTY, FLORIDA
SCHEDULE OF REVENUES, EXPENDITURES AND
CHANGES IN FUND BALANCES - BUDGET AND ACTUAL
GENERAL FUND
FOR THE YEAR ENDED SEPTEMBER 30, 2008

	BUDGETED AMOUNTS			VARIANCE WITH FINAL BUDGET - POSITIVE (NEGATIVE)
	ORIGINAL	FINAL	ACTUAL	
REVENUES				
Taxes	\$ 93,237,621	\$ 93,237,621	\$ 94,769,524	\$ 1,531,903
Permits and fees	311,449	311,449	-	(311,449)
Intergovernmental	5,819,905	5,819,905	5,114,685	(705,220)
Charges for services	3,489,312	3,469,312	3,579,075	109,763
Fines and forfeitures	25,713	25,713	14,699	(11,014)
Investment income	50,000	50,000	374,338	324,338
Miscellaneous	2,478,261	2,504,229	3,180,246	676,017
Total revenue	<u>105,412,261</u>	<u>105,418,229</u>	<u>107,032,567</u>	<u>1,614,338</u>
EXPENDITURES				
Current:				
General government	22,576,428	23,233,190	22,427,174	806,016
Public safety	5,654,336	9,218,814	8,773,231	445,583
Physical environment	1,872,279	1,989,356	1,726,125	263,231
Transportation	-	78,801	10,679	68,122
Economic environment	1,403,705	1,485,200	1,258,048	227,152
Human services	11,685,797	12,201,273	11,108,997	1,092,276
Culture and recreation	751,900	812,359	698,936	113,423
Court cost	7,585,768	7,464,904	7,006,796	458,108
Reserve for contingency	6,997,698	2,623,156	-	2,623,156
Total expenditures	<u>58,527,911</u>	<u>59,107,053</u>	<u>53,009,986</u>	<u>6,097,067</u>
Excess of revenues over expenditures	<u>46,884,350</u>	<u>46,311,176</u>	<u>54,022,581</u>	<u>7,711,405</u>
OTHER FINANCING SOURCES (USES)				
Transfers in	11,900,867	12,418,007	11,319,013	(1,098,994)
Transfers out	(65,900,061)	(67,028,301)	(66,915,138)	113,163
Sale of capital assets	17,956	17,956	20,324	2,368
Total other financing sources and (uses)	<u>(53,981,238)</u>	<u>(54,592,338)</u>	<u>(55,575,801)</u>	<u>(983,463)</u>
Net change in fund balances	(7,096,888)	(8,281,162)	(1,553,220)	6,727,942
Fund balances - beginning	<u>7,096,888</u>	<u>8,281,162</u>	<u>20,148,983</u>	<u>11,867,821</u>
Fund balances - ending	<u>\$ -</u>	<u>\$ -</u>	<u>\$ 18,595,763</u>	<u>\$ 18,595,763</u>

ALACHUA COUNTY, FLORIDA
SCHEDULE OF REVENUES, EXPENDITURES AND
CHANGES IN FUND BALANCES - BUDGET AND ACTUAL
CHOICES
FOR THE YEAR ENDED SEPTEMBER 30, 2008

	BUDGETED AMOUNTS			VARIANCE WITH FINAL BUDGET - POSITIVE (NEGATIVE)
	ORIGINAL	FINAL	ACTUAL	
REVENUES				
Taxes	\$ 9,819,169	\$ 9,819,169	\$ 10,342,541	\$ 523,372
Permits and fees	-	-	-	-
Intergovernmental	-	-	-	-
Charges for services	-	-	-	-
Fines and forfeitures	-	-	-	-
Investment income	-	-	594,616	594,616
Special assessments	-	-	-	-
Private donations	-	-	-	-
Miscellaneous	-	-	5,063	5,063
Total revenue	<u>9,819,169</u>	<u>9,819,169</u>	<u>10,942,220</u>	<u>1,123,051</u>
EXPENDITURES				
Current:				
General government	-	-	-	-
Public safety	-	-	-	-
Physical environment	-	-	-	-
Transportation	-	-	-	-
Economic environment	-	-	-	-
Human services	9,819,169	10,055,623	2,768,408	7,287,215
Culture and recreation	-	-	-	-
Court cost	-	-	-	-
Reserve for contingency	-	27,000,000	-	27,000,000
Debt service				
Principal	-	-	-	-
Interest and fiscal charges	-	-	-	-
Capital outlay	-	-	-	-
Total expenditures	<u>9,819,169</u>	<u>37,055,623</u>	<u>2,768,408</u>	<u>34,287,215</u>
Excess (deficiency) of revenues over (under)expenditures	<u>-</u>	<u>(27,236,454)</u>	<u>8,173,812</u>	<u>35,410,266</u>
OTHER FINANCING SOURCES (USES)				
Transfers in	-	-	-	-
Transfers out	-	-	-	-
Sale of capital assets	-	-	-	-
Total other financing sources and (uses)	<u>-</u>	<u>-</u>	<u>-</u>	<u>-</u>
Net change in fund balances	-	(27,236,454)	8,173,812	35,410,266
Fund balances - beginning	-	27,236,454	28,732,290	1,495,836
Fund balances - ending	<u>\$ -</u>	<u>\$ -</u>	<u>\$ 36,906,102</u>	<u>\$ 36,906,102</u>

ALACHUA COUNTY, FLORIDA
SCHEDULE OF REVENUES, EXPENDITURES AND
CHANGES IN FUND BALANCES - BUDGET AND ACTUAL
MSTU - UNINCORPORATED SERVICES
FOR THE YEAR ENDED SEPTEMBER 30, 2008

	BUDGETED AMOUNTS			VARIANCE WITH FINAL BUDGET - POSITIVE (NEGATIVE)
	ORIGINAL	FINAL	ACTUAL	
REVENUES				
Taxes	\$ 3,881,804	\$ 3,881,804	\$ 3,887,237	\$ 5,433
Permits and fees	533,401	533,401	158,559	(374,842)
Intergovernmental	1,016,500	1,016,500	905,338	(111,162)
Charges for services	136,942	136,942	129,064	(7,878)
Fines and forfeitures	-	-	-	-
Investment income	77,000	77,000	29,084	(47,916)
Special assessments	-	-	-	-
Private donations	-	-	-	-
Miscellaneous	-	-	40,462	40,462
Total revenues	<u>5,645,647</u>	<u>5,645,647</u>	<u>5,149,744</u>	<u>(495,903)</u>
EXPENDITURES				
Current:				
General government	1,474,620	1,474,620	1,222,326	252,294
Public safety	419,420	431,520	411,633	19,887
Physical environment	528,381	528,381	503,964	24,417
Transportation	821,463	821,463	612,811	208,652
Economic environment	938,921	971,306	844,195	127,111
Human services	-	-	-	-
Culture and recreation	1,019,016	1,207,963	892,798	315,165
Court cost	-	-	-	-
Reserve for contingency	352,277	350,177	-	350,177
Debt service				
Principal	-	-	-	-
Interest and fiscal charges	-	-	-	-
Capital outlay	-	-	-	-
Total expenditures	<u>5,554,098</u>	<u>5,785,430</u>	<u>4,487,727</u>	<u>1,297,703</u>
Excess (deficiency) of revenues over (under) expenditures	<u>91,549</u>	<u>(139,783)</u>	<u>662,017</u>	<u>801,800</u>
OTHER FINANCING SOURCES (USES)				
Transfers in	402,201	334,701	310,253	(24,448)
Transfers out	(1,295,000)	(1,295,000)	(1,295,000)	-
Sale of capital assets	-	-	2,283	2,283
Total other financing sources and (uses)	<u>(892,799)</u>	<u>(960,299)</u>	<u>(982,464)</u>	<u>(22,165)</u>
Net change in fund balances	(801,250)	(1,100,082)	(320,447)	779,635
Fund balances - beginning	<u>801,250</u>	<u>1,100,082</u>	<u>1,174,137</u>	<u>74,055</u>
Fund balances - ending	<u>\$ -</u>	<u>\$ -</u>	<u>\$ 853,690</u>	<u>\$ 853,690</u>

ALACHUA COUNTY, FLORIDA
SCHEDULE OF REVENUES, EXPENDITURES AND
CHANGES IN FUND BALANCES - BUDGET AND ACTUAL
MSTU - LAW ENFORCEMENT
FOR THE YEAR ENDED SEPTEMBER 30, 2008

	BUDGETED AMOUNTS			VARIANCE WITH FINAL BUDGET - POSITIVE (NEGATIVE)
	ORIGINAL	FINAL	ACTUAL	
REVENUES				
Taxes	\$ 15,583,390	\$ 15,583,390	\$ 15,511,015	\$ (72,375)
Permits and fees	-	-	40	40
Intergovernmental	-	-	-	-
Charges for services	-	-	-	-
Fines and forfeitures	-	-	-	-
Investment income	152,000	152,000	112,177	(39,823)
Special assessments	-	-	-	-
Private donations	-	-	-	-
Miscellaneous	-	-	26	26
Total revenues	<u>15,735,390</u>	<u>15,735,390</u>	<u>15,623,258</u>	<u>(112,132)</u>
EXPENDITURES				
Current:				
General government	188,202	188,202	173,416	14,786
Public safety	40,603	40,603	40,603	-
Physical environment	-	-	-	-
Transportation	-	-	-	-
Economic environment	-	-	-	-
Human services	-	-	-	-
Culture and recreation	-	-	-	-
Court cost	-	-	-	-
Reserve for contingency	1,004,523	734,523	-	734,523
Debt service				
Principal	-	-	-	-
Interest and fiscal charges	-	-	-	-
Capital outlay	-	-	-	-
Total expenditures	<u>1,233,328</u>	<u>963,328</u>	<u>214,019</u>	<u>749,309</u>
Excess of revenues over expenditures	<u>14,502,062</u>	<u>14,772,062</u>	<u>15,409,239</u>	<u>637,177</u>
OTHER FINANCING SOURCES (USES)				
Transfers in	1,699,214	1,429,214	1,344,761	(84,453)
Transfers out	(17,493,195)	(17,493,196)	(17,437,686)	55,510
Sale of capital assets	-	-	-	-
Total other financing sources and (uses)	<u>(15,793,981)</u>	<u>(16,063,982)</u>	<u>(16,092,925)</u>	<u>(28,943)</u>
Net change in fund balances	(1,291,919)	(1,291,920)	(683,686)	608,234
Fund balances - beginning	<u>1,291,919</u>	<u>1,291,920</u>	<u>1,227,464</u>	<u>(64,456)</u>
Fund balances - ending	<u>\$ -</u>	<u>\$ -</u>	<u>\$ 543,778</u>	<u>\$ 543,778</u>

ALACHUA COUNTY, FLORIDA
SCHEDULE OF REVENUES, EXPENDITURES AND
CHANGES IN FUND BALANCES - BUDGET AND ACTUAL
MSTU - FIRE PROTECTION
FOR THE YEAR ENDED SEPTEMBER 30, 2008

	BUDGETED AMOUNTS			VARIANCE WITH
	ORIGINAL	FINAL	ACTUAL	FINAL BUDGET - POSITIVE (NEGATIVE)
REVENUES				
Taxes	\$ 11,348,371	\$ 11,348,371	\$ 11,398,736	\$ 50,365
Permits and fees	-	-	30	30
Intergovernmental	-	-	-	-
Charges for services	-	-	-	-
Fines and forfeitures	-	-	-	-
Investment income	15,959	15,959	61,379	45,420
Special assessments	-	-	-	-
Private donations	-	-	-	-
Miscellaneous	-	-	1,800	1,800
Total revenues	<u>11,364,330</u>	<u>11,364,330</u>	<u>11,461,945</u>	<u>97,615</u>
EXPENDITURES				
Current:				
General government	740,578	740,577	717,742	22,835
Public safety	129,632	160,975	144,151	16,824
Physical environment	-	-	-	-
Transportation	-	-	-	-
Economic environment	-	-	-	-
Human services	-	-	-	-
Culture and recreation	-	-	-	-
Court cost	-	-	-	-
Reserve for contingency	809,841	827,591	-	827,591
Debt service				
Principal	-	-	-	-
Interest and fiscal charges	-	-	-	-
Capital outlay	-	-	-	-
Total expenditures	<u>1,680,051</u>	<u>1,729,143</u>	<u>861,893</u>	<u>867,250</u>
Excess of revenues over expenditures	<u>9,684,279</u>	<u>9,635,187</u>	<u>10,600,052</u>	<u>964,865</u>
OTHER FINANCING SOURCES (USES)				
Transfers in	1,200,434	1,093,184	1,025,293	(67,891)
Transfers out	(11,872,963)	(11,917,964)	(11,909,199)	8,765
Sale of capital assets	-	-	-	-
Total other financing sources and (uses)	<u>(10,672,529)</u>	<u>(10,824,780)</u>	<u>(10,883,906)</u>	<u>(59,126)</u>
Net change in fund balances	(988,250)	(1,189,593)	(283,854)	905,739
Fund balance - beginning	<u>988,250</u>	<u>1,189,593</u>	<u>1,189,714</u>	<u>121</u>
Fund balance - ending	<u>\$ -</u>	<u>\$ -</u>	<u>\$ 905,860</u>	<u>\$ 905,860</u>

ALACHUA COUNTY, FLORIDA
SCHEDULE OF REVENUES, EXPENDITURES AND
CHANGES IN FUND BALANCES - BUDGET AND ACTUAL
GAS TAX USES
FOR THE YEAR ENDED SEPTEMBER 30, 2008

	BUDGETED AMOUNTS			VARIANCE WITH FINAL BUDGET - POSITIVE (NEGATIVE)
	ORIGINAL	FINAL	ACTUAL	
REVENUES				
Taxes	\$ 3,815,409	\$ 3,815,409	\$ 3,716,508	\$ (98,901)
Permits and fees	-	-	-	-
Intergovernmental	50,000	50,000	68,024	18,024
Charges for services	191,050	203,050	1,422,170	1,219,120
Fines and forfeitures	-	-	-	-
Investment income	-	-	324	324
Special assessments	-	-	-	-
Private donations	-	-	-	-
Miscellaneous	207,208	207,208	213,539	6,331
Total revenues	<u>4,263,667</u>	<u>4,275,667</u>	<u>5,420,565</u>	<u>1,144,898</u>
EXPENDITURES				
Current:				
General government	-	-	-	-
Public safety	-	189,000	-	189,000
Physical environment	137,600	159,300	159,300	-
Transportation	10,234,056	10,856,218	9,879,578	976,640
Economic environment	-	-	-	-
Human services	-	-	-	-
Culture and recreation	-	-	-	-
Court cost	-	-	-	-
Reserve for contingency	456,847	145,031	-	145,031
Debt service				
Principal	-	-	-	-
Interest and fiscal charges	-	-	-	-
Capital outlay	-	-	-	-
Total expenditures	<u>10,828,503</u>	<u>11,349,549</u>	<u>10,038,878</u>	<u>1,310,671</u>
Excess (deficiency) of revenues over (under) expenditures	<u>(6,564,836)</u>	<u>(7,073,882)</u>	<u>(4,618,313)</u>	<u>2,455,569</u>
OTHER FINANCING SOURCES (USES)				
Transfers in	6,632,842	5,737,458	5,141,807	(595,651)
Transfers out	(1,618,006)	(1,618,006)	(1,618,006)	-
Sale of capital assets	50,000	50,000	6,500	(43,500)
Total other financing sources and (uses)	<u>5,064,836</u>	<u>4,169,452</u>	<u>3,530,301</u>	<u>(639,151)</u>
Net change in fund balances	(1,500,000)	(2,904,430)	(1,088,012)	1,816,418
Fund balances - beginning	<u>1,500,000</u>	<u>2,904,430</u>	<u>2,904,430</u>	<u>-</u>
Fund balances - ending	<u>\$ -</u>	<u>\$ -</u>	<u>\$ 1,816,418</u>	<u>\$ 1,816,418</u>

ALACHUA COUNTY, FLORIDA
SCHEDULE OF REVENUES, EXPENDITURES AND
CHANGES IN FUND BALANCES - BUDGET AND ACTUAL
EMERGENCY SERVICES
FOR THE YEAR ENDED SEPTEMBER 30, 2008

	BUDGETED AMOUNTS			VARIANCE WITH
	ORIGINAL	FINAL	ACTUAL	FINAL BUDGET - POSITIVE (NEGATIVE)
REVENUES				
Taxes	\$ -	\$ -	\$ -	\$ -
Permits and fees	-	-	4,279	4,279
Intergovernmental	3,523,993	4,169,354	4,439,704	270,350
Charges for services	7,147,270	7,147,270	7,196,096	48,826
Fines and forfeitures	582,000	582,000	571,494	(10,506)
Investment income	38,000	43,253	62,277	19,024
Special assessments	-	-	-	-
Private donations	-	-	-	-
Miscellaneous	17,390	17,390	223,762	206,372
Total revenues	<u>\$ 11,308,653</u>	<u>\$ 11,959,267</u>	<u>\$ 12,497,612</u>	<u>538,345</u>
EXPENDITURES				
Current:				
General government	-	-	-	-
Public safety	24,300,870	26,746,947	24,031,987	2,714,960
Physical environment	1,900	1,900	-	1,900
Transportation	-	-	-	-
Economic environment	-	-	-	-
Human services	-	-	-	-
Culture and recreation	-	-	-	-
Court cost	-	-	-	-
Reserve for contingency	417,580	776,526	-	776,526
Debt service				
Principal	-	-	-	-
Interest	-	-	-	-
Capital outlay	-	-	-	-
Total expenditures	<u>24,720,350</u>	<u>27,525,373</u>	<u>24,031,987</u>	<u>3,493,386</u>
Excess (deficiency) of revenues over (under) expenditures	<u>(13,411,697)</u>	<u>(15,566,106)</u>	<u>(11,534,375)</u>	<u>4,031,731</u>
OTHER FINANCING SOURCES (USES)				
Transfers in	20,095,191	20,362,034	20,331,840	(30,194)
Transfers out	(7,185,061)	(8,633,994)	(8,539,865)	94,129
Sale of capital assets	-	-	-	-
Total other financing sources and (uses)	<u>12,910,130</u>	<u>11,728,040</u>	<u>11,791,975</u>	<u>63,935</u>
Net change in fund balances	(501,567)	(3,838,066)	257,600	4,095,666
Fund balances - beginning	<u>501,567</u>	<u>3,838,066</u>	<u>3,643,999</u>	<u>(194,067)</u>
Fund balances - ending	<u>\$ -</u>	<u>\$ -</u>	<u>\$ 3,901,599</u>	<u>\$ 3,901,599</u>

ALACHUA COUNTY, FLORIDA
SCHEDULE OF REVENUES, EXPENDITURES AND
CHANGES IN FUND BALANCES - BUDGET AND ACTUAL
SHERIFF
FOR THE YEAR ENDED SEPTEMBER 30, 2008

	BUDGETED AMOUNTS			VARIANCE WITH FINAL BUDGET - POSITIVE (NEGATIVE)
	ORIGINAL	FINAL	ACTUAL	
REVENUES				
Taxes	\$ -	\$ -	\$ -	\$ -
Permits and fees	-	-	-	-
Intergovernmental	-	-	-	-
Charges for services	-	-	-	-
Fines and forfeitures	-	-	-	-
Investment income	-	-	-	-
Special assessments	-	-	-	-
Private donations	-	-	-	-
Miscellaneous	-	-	-	-
Total revenues	-	-	-	-
EXPENDITURES				
Current:				
General government	-	-	-	-
Public safety	62,595,254	62,655,940	62,365,592	290,348
Physical environment	-	-	-	-
Transportation	-	-	-	-
Tourist development	-	-	-	-
Human services	-	-	-	-
Culture and recreation	-	-	-	-
Court cost	2,783,578	2,783,580	2,783,580	-
Reserve for contingency	-	-	-	-
Debt service				
Principal	-	-	-	-
Interest	-	-	-	-
Capital outlay	-	-	-	-
Total expenditures	65,378,832	65,439,520	65,149,172	290,348
Excess (deficiency) of revenues over (under) expenditures	(65,378,832)	(65,439,520)	(65,149,172)	290,348
OTHER FINANCING SOURCES (USES)				
Transfers in	65,877,832	65,974,186	65,974,186	-
Transfers out	(499,000)	(534,666)	(825,014)	(290,348)
Total other financing sources and (uses)	65,378,832	65,439,520	65,149,172	(290,348)
Net change in fund balances	-	-	-	-
Fund balances - beginning	-	-	187,274	187,274
Fund balances - ending	\$ -	\$ -	\$ 187,274	\$ 187,274

**ALACHUA COUNTY BOARD OF COUNTY COMMISSIONERS
 REQUIRED SUPPLEMENTAL INFORMATION
 OTHER POST EMPLOYMENT BENEFITS (OPEB)
 SEPTEMBER 30, 2008**

See Note 9.B. starting on page 76 for detailed information on the County's OPEB Plan

SCHEDULE OF FUNDING PROGRESS

Actuarial Valuation Date	Actuarial Value of Assets (A)	Actuarial Accrued Liability (AAL)- Unit Cost (B)	Unfunded AAL (UAAL) (B-A)	Funded Ratio (A/B)	Total Annual Payroll at Valuation Date (C)	UAAL as % of Covered Payroll (B-A)/C
10/1/2006	\$ -	\$ 12,086,000	\$ 12,086,000	0.0%	\$92,412,084	13.1%

SCHEDULE OF EMPLOYER CONTRIBUTIONS

Valuation Date	End of Plan Year to which Valuation Applies	Actual Covered Payroll for Current Period (A)	Required Employer Contribution Amount (B)	Required Employer Contribution % Payroll (B/A)	Actual Employer Contributions	Percentage Contributed
10/1/2006	9/30/2008	\$ 98,890,398	\$ 1,218,000	1.23%	\$ 1,218,000	100%

Note- This is a transition year and the County has elected to implement GASB Statement No. 45 prospectively. Information for the two preceding valuations is not available. County is electing to use the Actuarial Valuation Report dated 10/1/2006 for implementation in the transition year.

**ADDITIONAL ELEMENTS OF REPORT PREPARED IN
ACCORDANCE WITH *GOVERNMENT AUDITING STANDARDS*
ISSUED BY THE COMPTROLLER GENERAL OF THE UNITED
STATES; THE PROVISIONS OF OFFICE OF MANAGEMENT AND
BUDGET (OMB) CIRCULAR A-133; AND THE *RULES OF THE*
AUDITOR GENERAL OF THE STATE OF FLORIDA**

ALACHUA COUNTY, FLORIDA
 SCHEDULE OF FEDERAL AND FINANCIAL ASSISTANCE
 FOR THE YEAR ENDED SEPTEMBER 30, 2008

PROGRAM TITLE	NUMBER	EXPENDITURES	PROGRAM TOTAL	AMOUNT PROVIDED TO SUBRECIPIENTS
<u>U.S. DEPT OF AGRICULTURE</u>				
Farm & Ranch Lands Protection Program ID# 65-4209-5-00A4	10.913	\$ 417,500	\$ 417,500	\$ -
<u>U.S. DEPT OF HOUSING & URBAN DEVELOPMENT</u>				
<i>Passed through Florida Department of Community Affairs:</i>				
Community Development Block Grant ID#06DB-3K-03-11-01-H02	14.228	239,429	239,429	
<i>Direct Programs:</i>				
HUD Economic Development Grant ID# B-02-SP-FL-0128	14.246	8,908	8,908	8,908
<u>U.S. DEPARTMENT OF JUSTICE</u>				
<i>Direct Programs:</i>				
Equitable Sharing	16.000	70,705	70,705	
SCAAP ID# 2007-AP-BX-0130 ID# 2008-AP-BX-0768	16.606	31,789	31,789	
<i>Passed through Florida Office of the Attorney General</i>				
VOCA Grant ID#V7249	16.575	180,252		
Victims of Crime Act (VOCA) ID# V7001	16.575	<u>111,486</u>	291,738	
<i>Passed through Office of Justice Programs</i>				
Bulletproof Vest Partnership	16.607	3,515	3,515	
<i>Passed through Florida Department of Law Enforcement:</i>				
PSN Violent Crimes Intelligence Coordination ID# 2008-PNGV-ALAC-2-R5-002	16.609	67,462		
PSN Anti-Gang Initiative ID# 2008-PNAG-ALAC-1-R4-003	16.609	<u>53,854</u>	121,316	
<i>Passed through City of Gainesville</i>				
2005 COPS Technology Grant 2005CKWX0266	16.710	13,010	13,010	

**ALACHUA COUNTY, FLORIDA
SCHEDULE OF FEDERAL AND FINANCIAL ASSISTANCE
FOR THE YEAR ENDED SEPTEMBER 30, 2008**

PROGRAM TITLE	NUMBER	EXPENDITURES	PROGRAM TOTAL	AMOUNT PROVIDED TO SUBRECIPIENTS
<i>Passed through Florida Department of Law Enforcement:</i>				
Byrne Formula Grant Program				
Project Administration ID# 2008-JAGC-ALAC-1-Q9-114	16.738	\$ 18,620	\$ -	\$ -
Problem Oriented Policing ID# 2008-JAGC-ALAC-4-Q9-188	16.738	89,555		
<i>Passed through Office of Justice Programs</i>				
COMSTAT Tactical Unit ID# 2007-DJ-BX-1383	16.738	<u>91,090</u>	199,265	
<u>US DEPARTMENT OF LABOR</u>				
<i>Passed through Florida Agency for Workforce Innovation thru Local Agency: Florida Works</i>				
BEST Grant	17.258 17.259 17.260	10,670	10,670	
Veteran's Employment & Training ID# HV-16545-07-60-5-12	17.805	6,997	6,997	
<u>FEDERAL HIGHWAY ADMINISTRATION DEPARTMENT OF TRANSPORTATION</u>				
<i>Passed through Florida Department of Transportation</i>				
Old Florida Heritage Highway ID# FL05 004 A	20.205	89,643		
07 SAFETEA-LU ID# S124002R	20.205	<u>791,402</u>	881,045	
<u>GENERAL SERVICES ADMINISTRATION</u>				
<i>Passed through Florida Department of State Division of Elections</i>				
Voter Education ID# N/A	39.011	10,591		
Voter Education ID# N/A	39.011	<u>-</u>	10,591	

ALACHUA COUNTY, FLORIDA
 SCHEDULE OF FEDERAL AND FINANCIAL ASSISTANCE
 FOR THE YEAR ENDED SEPTEMBER 30, 2008

PROGRAM TITLE	NUMBER	EXPENDITURES	PROGRAM TOTAL	AMOUNT PROVIDED TO SUBRECIPIENTS
<u>U.S. ENVIRONMENTAL PROTECTION AGENCY</u>				
<i>Passed through Florida Department of Environmental Protection:</i>				
Ambient Monitoring Network ID# GO155 ID# GO252	66.419	\$ 6,570	\$ 6,570	\$ -
<i>Passed through Florida Department of Environmental Protection:</i>				
US EPA Cabot Koppers Grant ID# V-97468702-2	66.802	10,948	10,948	
<u>U.S. DEPARTMENT OF EDUCATION</u>				
Teen Zone Middle School After School Program ID# U215K050713	84.215	52,999	52,999	
<u>U.S. ELECTION ASSISTANCE COMMISSION (EAC)</u>				
<i>Passed through Florida Department of State Division of Elections</i>				
HAVA FY08 ID# N/A	90.401	-		
Voter Education FY07 ID# N/A	90.401	11,733		
Pollworker Assistance FY06 ID# N/A	90.401	61		
Pollworker Assistance FY07 ID# N/A	90.401	180		
Voting Systems Assistance Grant ID# N/A	90.401	<u>7,400</u>	19,374	
<u>U.S. DEPARTMENT OF HEALTH AND HUMAN SERVICES</u>				
<i>Passed through the Florida Department of Children and Families</i>				
Juvenile Dependency Mediation Program ID# PNP714	93.556	22,400	22,400	

**ALACHUA COUNTY, FLORIDA
SCHEDULE OF FEDERAL AND FINANCIAL ASSISTANCE
FOR THE YEAR ENDED SEPTEMBER 30, 2008**

PROGRAM TITLE	NUMBER	EXPENDITURES	PROGRAM TOTAL	AMOUNT PROVIDED TO SUBRECIPIENTS
Temporary Assistance for Needy Families ID# CD603	93.558	\$ 12,000	\$ -	\$ -
Temporary Assistance for Needy Families ID# CD603	93.558	<u>4,000</u>	16,000	
<i>Passed through the Florida Department of Revenue</i>				
Child Support Enforcement Title 4D ID# N/A	93.563	257,069	257,069	
<i>Passed through the Florida Department of Children and Families</i>				
Metamorphosis FY07/08 ID# CD603	93.959	140,701	<1	
Metamorphosis FY08/09 ID# CD603	93.959	<u>56,829</u>	<2	197,530
<i>Passed through Florida Department of Health</i>				
Medical Reserve Corp Grant FY08 ID# AC616	93.996	37,600	37,600	
<u>CORPORATION FOR NATIONAL SERVICE</u>				
Retired and Senior Volunteer Program ID# 07SRSFL002	94.002	59,003	59,003	
Foster Grandparent Program ID# 07SFSFL001	94.011	216,491		
Foster Grandparent Program ID# 07SFSFL001	94.011	<u>180,444</u>	396,935	
<u>U.S DEPARTMENT OF HOMELAND SECURITY</u>				
FEMA	97.036	-	-	
<i>Passed through Florida Department of Community Affairs:</i>				
Hazard Mitigation Grant (FEMA) ID# 08HM-1G-03-11-01-002	97.039	81,534		
Hazard Mitigation Grant 2008 (FEMA) ID# 08HM-3G-03-11-02-024	97.039	<u>32,798</u>	114,332	
Emergency Management Base FY08 ID# 08-BG-24-03-11-01-223	97.042	28,350	28,350	
Homeland Security Grant FY08 ID# 08DS-60-03-11-01-235	97.067	232		

**ALACHUA COUNTY, FLORIDA
SCHEDULE OF FEDERAL AND FINANCIAL ASSISTANCE
FOR THE YEAR ENDED SEPTEMBER 30, 2008**

PROGRAM TITLE	NUMBER	EXPENDITURES	PROGRAM TOTAL	AMOUNT PROVIDED TO SUBRECIPIENTS
Helicopter Video Downlink Equipment ID#06-DS-3W-03-11-03-313	97.067	\$ 58,085	\$ -	\$ -
Cert/Citizens Corp 07-CC-5R-03-11-23-141	97.067	1,152		
<i>Passed through Florida Department of Law Enforcement</i>				
SHSP 2007 2007SHSPALAC2Q5017	97.067	1,273		
SHSP 2007 (2) 2007SHSPALAC1Q5012	97.067	2,028		
SHS-Issue 20 ID# 2008-SHSP-ALAC-2-S4-019	97.067	35,750		
SHS-Issue 8 ID# 2008-SHSP-ALAC-1-S4-025	97.067	13,000		
SHS-Issue 26 ID# 2008-SHSP-ALAC-3-S4-024	97.067	<u>37,400</u>	148,920	
<i>Passed through St Johns County Sheriff</i>				
North Florida HIDTA Alachua & Columbia Count Initiative		32,240	32,240	
TOTAL FEDERAL FINANCIAL ASSISTANCE		<u>\$3,706,748</u>	<u>\$3,706,748</u>	<u>\$8,908</u>

FLORIDA DEPARTMENT OF ENVIRONMENTAL PROTECTION

Hazardous Waste Cooperative Collection Centers ID# S0356- Lafayette	37.007	13,242		
ID# S0357 - Gilchrist		19,797		
ID# S0358 - Dixie		16,183		
ID# S0373 - Baker		15,000		
ID# S0370 - Union		14,717		
ID# S0377 - Nassau		18,000		
ID# S0352 - Columbia		<u>21,086</u>	118,025	
Small Quantity Hazardous Waste Generator (SQG) Gra ID# S0359	37.013	14,471	14,471	
FRDAP SE 35th Street Park, Phase 2 ID# F08117	37.017	6,018		
FRDAP SE 35th Street Park, Phase 1 ID# F07199	37.017	17,351		
FRDAP FY07 Jonesville Park, Phase 2 ID# F8118	37.017	<u>26,800</u>	50,169	

**ALACHUA COUNTY, FLORIDA
SCHEDULE OF FEDERAL AND FINANCIAL ASSISTANCE
FOR THE YEAR ENDED SEPTEMBER 30, 2008**

PROGRAM TITLE	NUMBER	EXPENDITURES	PROGRAM TOTAL	AMOUNT PROVIDED TO SUBRECIPIENTS
Superact State Cleanup Cat 1-Mgmt Svcs ID # GC527	37.024	\$ -	\$ -	\$ -
Cat 1-Mgmt Svcs, Tasks 7 & 8 ID # GC620	37.024	<u>323,119</u>	323,119	
Innovative Electronics Recovery ID# IG06-04	37.050	75,491	75,491	
FDEP Springs Protection ID# S0322, Amendment 2	37.052	51,378	51,378	
<u>FLORIDA DEPARTMENT OF LEGAL AFFAIRS AND ATTORNEY GENERAL</u>				
Passed through Florida Council Against Sexual Violence				
Fl Council Against Sexual Violence Subcontract# 07OAG17	41.01	8,977		
Fl Council Against Sexual Violence Subcontract# 08OAG17	41.01	<u>3,142</u>	12,119	
FLORIDA DEPARTMENT OF COMMUNITY AFFAIRS				
Legacy Lands ID# 07-114-FF7 ID# 07-115-FF7	52.002	- <u>1,173,087</u>	<3 1,173,087	
DCA Emergency Management Base ID# 08BG-24-03-11-01-223	52.008	105,806	105,806	
Hazardous Materials FY06 ID# 08CP-04-03-11-01-127	52.023	-	-	
<u>FLORIDA HOUSING FINANCE CORPORATION</u>				
SHIP - State Housing Initiatives Partnership ID # None	52.901	1,568,448	1,568,448	716,392
<u>FLORIDA DEPARTMENT OF TRANSPORTATION</u>				
County Incentive Grant Program ID# 211365-2-54-01	55.008	336,852	336,852	
<u>FLORIDA DEPARTMENT OF CHILDREN AND FAMILIES</u>				
Metamorphosis FY07/08 ID# CD603	60.033	96,168		
Metamorphosis FY08/09 ID# CD603	60.033	<u>32,056</u>	128,224	
Criminal Justice, Mental Health, and Substance Abuse ID# MOU # LHZ09	60.115	83,250	83,250	

**ALACHUA COUNTY, FLORIDA
SCHEDULE OF FEDERAL AND FINANCIAL ASSISTANCE
FOR THE YEAR ENDED SEPTEMBER 30, 2008**

PROGRAM TITLE	NUMBER	EXPENDITURES	PROGRAM TOTAL	AMOUNT PROVIDED TO SUBRECIPIENTS
<u>FLORIDA DEPARTMENT OF HEALTH</u>				
EMS Patient Care Report ID# M7068	64.003	\$ 94,141	\$ 94,141	\$ -
EMS Trust FY08 ID#C7001	64.005	189,168	189,168	
Passed through Florida Council Against Sexual Violence				
Rape Crisis Services Subcontract# 07RCP17	64.061	36,288		
Rape Crisis Services Subcontract# 07RCP17	64.061	<u>4,649</u>	40,937	
<u>DEPARTMENT OF MANAGEMENT SERVICES</u>				
E911 State Grant Program ID #: S-08-04-1	72.002	-	-	
FISH AND WILDLIFE CONSERVATION COMMISSION				
FBIP Water Use Master Plan ID#04140, Amendment 2	77.006	26,106	26,106	
<u>FLORIDA DEPARTMENT OF JUVENILE JUSTICE</u>				
Juvenile Drug Treatment FY2006 ID# X1323, Amendment 2	80.011	32,410	32,410	
TOTAL STATE FINANCIAL ASSISTANCE		<u>\$4,423,201</u>	<u>\$4,423,201</u>	<u>\$716,392</u>


Notes:

- <1 Includes program income of \$24,664 for the program
- <2 Includes program income of \$16,930 for the program
- <3 Prior year expenditures reimbursed by State in FY2008

Basis of Presentation:

The accompanying Schedule of Federal Financial Assistance includes the Federal award activity of the Alachua County Board of County Commissioners and is presented on the modified accrual basis of accounting. The information in this schedule is presented in accordance with the requirements of Circular A-133, *Audits of States, Local Governments and Nonprofit Organizations*, which is required by the U.S. Office of Management and Budget.

The accompanying Schedule of State Financial Assistance includes the State award activity of the Alachua County Board of County Commissioners and is presented on the modified accrual basis of accounting. The information in this schedule is presented in accordance with the requirements of Chapter 10.550, Rules of the Auditor General, of the State of Florida.



Certified Public Accountants
& Business Consultants

*A Partnership Consisting of
Professional Associations*

Gainesville

4010 N.W. 25th Place
P.O. Box 13494 (32604)
Gainesville, Florida 32606
Phone: (352) 372-6300
(800) 344-5034
Fax: (352) 375-1583

Palatka

906 South State Road 19
Palatka, Florida 32177
Phone: (386) 325-4561
Fax: (386) 328-1014

St. Augustine

1301 Plantation Island Dr.
Suite 205A
St. Augustine, Florida 32080
Phone: (904) 471-3445
Fax: (904) 471-3825

Website:

www.davismonk.com

Members:

CPAmerica International

Florida Institute of
Certified Public Accountants

American Institute of
Certified Public Accountants

Horwath International

Report on Internal Control Over Financial Reporting and on Compliance and Other Matters

The Honorable Board of County Commissioners and
Constitutional Officers
Alachua County, Florida

We have audited the financial statements of the governmental activities, the business-type activities, each major fund, and the aggregate discretely presented component unit and remaining fund information of Alachua County, Florida (the "County") as of and for the fiscal year ended September 30, 2008, and have issued our report thereon dated March 9, 2009. We conducted our audit in accordance with auditing standards generally accepted in the United States of America and the standards applicable to financial audits contained in *Government Auditing Standards*, issued by the Comptroller General of the United States.

Internal Control Over Financial Reporting

In planning and performing our audit, we considered the County's internal control over financial reporting as a basis for designing our auditing procedures for the purpose of expressing our opinions on the financial statements, but not for the purpose of expressing an opinion on the effectiveness of the County's internal control over financial reporting. Accordingly, we do not express an opinion on the effectiveness of the County's internal control over financial reporting.

A control deficiency exists when the design or operation of a control does not allow management or employees, in the normal course of performing their assigned functions, to prevent or detect misstatements on a timely basis. A significant deficiency is a control deficiency, or combination of control deficiencies, that adversely affects the entity's ability to initiate, authorize, record, process, or report financial data reliably in accordance with generally accepted accounting principles such that there is more than a remote likelihood that a misstatement of the entity's financial statements that is more than inconsequential will not be prevented or detected by the entity's internal control.


A material weakness is a significant deficiency, or combination of significant deficiencies, that results in more than a remote likelihood that a material misstatement of the financial statements will not be prevented or detected by the entity's internal control.

Our consideration of internal control over financial reporting was for the limited purpose described in the first paragraph of this section and would not necessarily identify all deficiencies in internal control that might be significant deficiencies or material weaknesses. We did not identify any deficiencies in internal control over financial reporting that we consider to be material weaknesses, as defined above.


Compliance and Other Matters

As part of obtaining reasonable assurance about whether the County's financial statements are free of material misstatement, we performed tests of its compliance with certain provisions of laws, regulations, contracts and grant agreements, noncompliance with which could have a direct and material effect on the determination of financial statement amounts. However, providing an opinion on compliance with those provisions was not an objective of our audit and, accordingly, we do not express such an opinion. The results of our tests disclosed no instances of noncompliance or other matters that are required to be reported under *Government Auditing Standards*.

This report is intended solely for the information and use of the Board of County Commissioners and Constitutional Officers, management, and oversight agencies, and is not intended to be and should not be used by anyone other than these specified parties.

A handwritten signature in black ink that reads "Davis, Mark } Company". The signature is written in a cursive, flowing style.

March 9, 2009
Gainesville, Florida



Certified Public Accountants
& Business Consultants

A Partnership Consisting of
Professional Associations

Gainesville

4010 N.W. 25th Place
P.O. Box 13494 (32604)
Gainesville, Florida 32606
Phone: (352) 372-6300
(800) 344-5034
Fax: (352) 375-1583

Palatka

906 South State Road 19
Palatka, Florida 32177
Phone: (386) 325-4561
Fax: (386) 328-1014

St. Augustine

1301 Plantation Island Dr.
Suite 205A
St. Augustine, Florida 32080
Phone: (904) 471-3445
Fax: (904) 471-3825

Website:

www.davismonk.com

**Report on Compliance and on Internal Control Over Compliance
Applicable to Each Major Federal Awards Program and
State Financial Assistance Project**

The Honorable Board of County Commissioners and
Constitutional Officers
Alachua County, Florida

Compliance

We have audited the compliance of Alachua County, Florida (the "County") with the types of compliance requirements described in the U.S. Office of Management and Budget (OMB) Circular A-133 Compliance Supplement and the requirements described in the State Projects Compliance Supplement that are applicable to each of its major federal programs and major state projects for the year ended September 30, 2008. The County's major federal programs and major state projects are identified in the summary of auditor's results section of the accompanying schedule of findings and questioned costs. Compliance with the requirements of laws, regulations, contracts and grants applicable to its major federal programs and major state projects is the responsibility of the County's management. Our responsibility is to express an opinion on the County's compliance based on our audit.

We conducted our audit of compliance in accordance with auditing standards generally accepted in the United States of America; the standards applicable to financial audits contained in *Government Auditing Standards* issued by the Comptroller General of the United States; OMB Circular A-133, *Audits of States, Local Governments, and Non-Profit Organizations*; and Chapter 10.550, Rules of the Auditor General. Those standards, OMB Circular A-133, and Chapter 10.550 require that we plan and perform the audit to obtain reasonable assurance about whether noncompliance with the types of compliance requirements referred to above that could have a direct and material effect on a major federal program or state project occurred. An audit includes examining, on a test basis, evidence about the County's compliance with those requirements and performing such other procedures as we considered necessary in the circumstances. We believe that our audit provides a reasonable basis for our opinion. Our audit does not provide a legal determination on the County's compliance with those requirements.

In our opinion, the County complied, in all material respects, with the requirements referred to above that are applicable to each of its major federal programs and each of its major state projects for the year ended September 30, 2008.

Members:

CPAmerica International

Florida Institute of
Certified Public Accountants

American Institute of
Certified Public Accountants

Horwath International

Internal Control Over Compliance

The management of the County is responsible for establishing and maintaining effective internal control over compliance with requirements of laws, regulations, contracts and grants applicable to federal programs and state projects. In planning and performing our audit, we considered the County's internal control over compliance with requirements that could have a direct and material effect on a major federal program or state project in order to determine our auditing procedures for the purpose of expressing our opinion on compliance, but not for the purpose of expressing an opinion on the effectiveness of internal control over compliance. Accordingly, we do not express an opinion on the effectiveness of the County's internal control over compliance.

A control deficiency in an entity's internal control over compliance exists when the design or operation of a control does not allow management or employees, in the normal course of performing their assigned functions, to prevent or detect noncompliance with a type of compliance requirement of a federal program or state project on a timely basis. A significant deficiency is a control deficiency, or combination of control deficiencies, that adversely affects the entity's ability to administer a federal program or state project such that there is more than a remote likelihood that noncompliance with a type of compliance requirement of a federal program or state project that is more than inconsequential will not be prevented or detected by the entity's internal control.

A material weakness is a significant deficiency, or combination of significant deficiencies, that results in more than a remote likelihood that material noncompliance with a type of compliance requirement of a federal program or state project will not be prevented or detected by the entity's internal control.

Our consideration of internal control over compliance was for the limited purpose described in the first paragraph of this section and would not necessarily identify all deficiencies in internal control that might be significant deficiencies or material weaknesses. We did not identify any deficiencies in internal control over compliance that we consider to be material weaknesses, as defined above.

This report is intended solely for the information and use of the Board of County Commissioners and Constitutional Officers, management, and oversight agencies, and is not intended to be and should not be used by anyone other than these specified parties.

March 9, 2009
Gainesville, Florida

**Schedule of Findings and Questioned Costs
Year Ended September 30, 2008
Alachua County, Florida**

Part I – Summary of Auditors' Results

1. The auditors' report expresses an unqualified opinion on the financial statements.
2. No significant deficiencies were disclosed during the audit of the financial statements.
3. No instances of noncompliance material to the financial statements were disclosed during the audit.
4. The audit did not disclose significant deficiencies in internal control over the major federal programs or state projects.
5. The auditors' report on compliance for the major federal programs and state projects expresses an unqualified opinion.
6. The audit did not disclose any findings relative to the major federal programs or state projects.
7. The programs/projects tested as major are as follows:

<u>Federal Programs</u>	<u>CFDA Number</u>
Farm and Ranch Land Protection	10.913
Highway Planning and Construction	20.205
<u>State Projects</u>	<u>CSFA Number</u>
Superact State Cleanup	37.024
SHIP	52.901
County Incentive Grant Program	55.008

8. A threshold of \$300,000 was used to define Type A federal programs and state projects.
9. The County qualified as a low-risk auditee as that term is defined in OMB Circular A-133.

Part II – Financial Statement Findings Section


None

Part III – Findings and Questioned Costs – Federal Programs

None

Part IV – Findings and Questioned Costs – State Projects

None



Certified Public Accountants
& Business Consultants

*A Partnership Consisting of
Professional Associations*

Gainesville

4010 N.W. 25th Place
P.O. Box 13494 (32604)
Gainesville, Florida 32606
Phone: (352) 372-6300
(800) 344-5034
Fax: (352) 375-1583

Palatka

906 South State Road 19
Palatka, Florida 32177
Phone: (386) 325-4561
Fax: (386) 328-1014

St. Augustine

1301 Plantation Island Dr.
Suite 205A
St. Augustine, Florida 32080
Phone: (904) 471-3445
Fax: (904) 471-3825

Website:

www.davismonk.com

Management Letter

The Honorable Board of County Commissioners and
Constitutional Officers
Alachua County, Florida

We have audited the financial statements of Alachua County, Florida (the "County") as of and for the fiscal year ended September 30, 2008, and have issued our report thereon dated March 9, 2009. We have also issued a report on internal control over financial reporting and on compliance and other matters, and a report on internal control and compliance relating to the County's financial assistance. Those reports should be considered in conjunction with this management letter.

We conducted our audit in accordance with auditing standards generally accepted in the United States of America; the standards applicable to financial audits contained in *Government Auditing Standards*, issued by the Comptroller General of the United States; and OMB Circular A-133. Additionally, our audit was conducted in accordance with the provisions of Chapter 10.550, Rules of the Auditor General, which govern the conduct of local governmental entity audits performed in the State of Florida and require that certain items be addressed in this letter.

Prior Audit Findings

The Rules of the Auditor General require that we comment as to whether or not corrective actions have been taken to address significant findings and recommendations made in the preceding audit. In that regard, there were no findings or recommendations made in the preceding audit report.

Financial Condition

As required by the Rules of the Auditor General, the scope of our audit included a review of the provisions of Section 218.503, Florida Statutes, "Determination of Financial Emergency." In connection with our audit, we determined that the County has not met one or more of the conditions described in Section 218.503(1), Florida Statutes.

Also, as required by the Rules of the Auditor General, we applied financial condition assessment procedures, as of the end of the fiscal year, pursuant to Rule 10.556(7). It is management's responsibility to monitor financial condition, and our financial condition assessment was based in part on representations made by management and the review of financial information provided by management. The application of such procedures did not reveal evidence of "deteriorating financial condition" as that term is defined in Rule 10.554.

Members:

CPAmerica International

Florida Institute of
Certified Public Accountants

American Institute of
Certified Public Accountants

Horwath International

Annual Financial Report

As required by the Rules of the Auditor General, we determined that the County's annual financial report for the fiscal year ended September 30, 2008, filed with the Department of Financial Services pursuant to Section 218.32, Florida Statutes, is in substantial agreement with the audit report for the fiscal year ended September 30, 2008.

Investment of Public Funds

As required by the Rules of the Auditor General, the scope of our audit included a review of the provisions of Section 218.415, Florida Statutes, regarding the investment of public funds. Our audit did not reveal noncompliance with the provisions of Section 218.415, Florida Statutes.

Other Matters

Our audit did not reveal any other matters that we are required to include in this management letter.

This management letter is intended solely for the information and use of the Board of County Commissioners and Constitutional Officers, management, and oversight agencies, and is not intended to be and should not be used by anyone other than these specified parties.

We wish to take this opportunity to thank you and your staff for the cooperation and courtesies extended to us during the course of the audit. Please let us know if you have any questions or comments concerning this letter, our accompanying reports, or other matters.

March 9, 2009
Gainesville, Florida



Alachua County Board of County Commissioners

Mike Byerly, *Chair*
Cynthia Moore Chestnut, *Vice Chair*
Paula M. DeLaney
Rodney J. Long
Lee Pinkoson

Administration
Randall H. Reid
County Manager

March 24, 2009

Honorable David W. Martin, CPA
Auditor General, State of Florida
P O Box 1735
Tallahassee, FL 32399-1450

Dear Mr. Martin:

This letter is in response to the Independent Auditor's management letter for the Board of County Commissioners of Alachua County, for the year ended September 30, 2008. We are happy to report that for the seventeenth year in a row the Auditors found no significant deficiencies.

Thank you for your attention.

Sincerely,

Mike Byerly, Chairman
Alachua County Commission

J.K. "Buddy" Irby, Clerk
Alachua County Clerk of the Court

dmw

cc: Board of County Commissioners
Randall H. Reid, County Manager
Dave Wagner, County Attorney
Department File